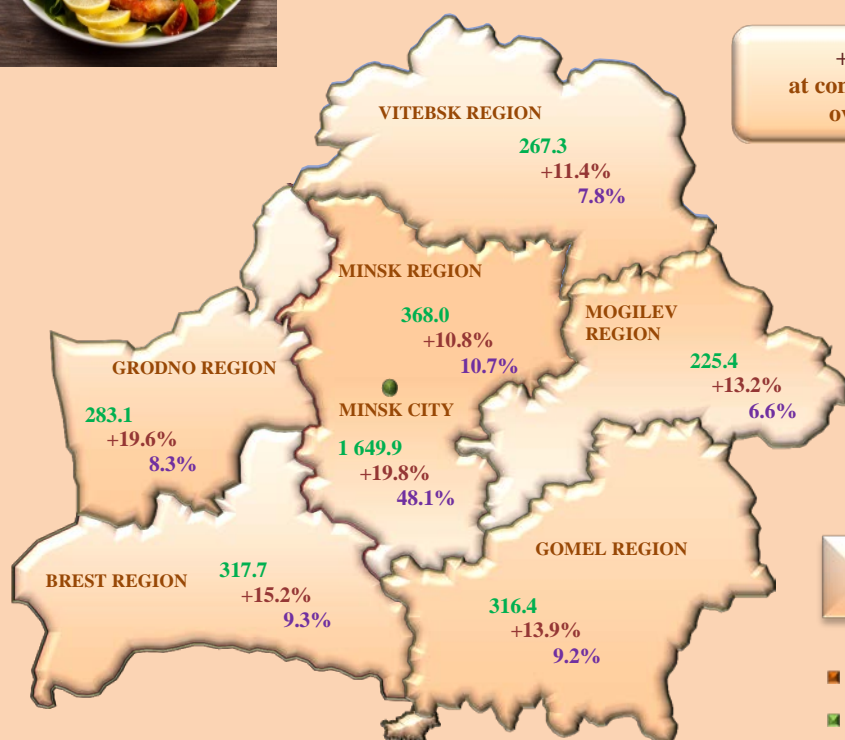




Catering of the Republic of Belarus in 2021

Catering turnover – BYN 3 427.8 million



- the catering turnover, BYN million
- at constant prices over 2020
- share in the catering turnover

+ 16.7%
at constant prices
over 2020

by ownership type
(in % of total)

state
17.9%

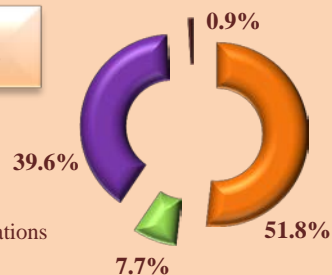
private
71.4%

foreign
10.7%



by size class
of economic entities


- large organisations
- medium organisations
- small and micro organisations
- individual entrepreneurs



Catering facilities – 14 461 units (766 173 seats)

Restaurants

536 units
58 897 seats



Bars

1 419 units
49 146 seats



+ 296 units
over 2020

Other catering facilities

4 965 units
79 540 seats

Canteens

4 207 units
434 590 seats



Coffee bars

781 units
10 289 seats



Cafes

2 288 units
112 917 seats



Fast-food restaurants

265 units
20 794 seats



per 10 000
population:
16 units
828 seats



When using the information the reference to the National Statistical Committee of the Republic of Belarus is mandatory.

© National Statistical Committee of the Republic of Belarus

Tel: +375 17 244 32 01
E-mail: torgovlya@belstat.gov.by

Address:
12 Partizansky avenue,
220070 Minsk, Belarus