

# ENVIRONMENTAL AND RESOURCE PRODUCTIVITY OF THE ECONOMY

Indicators characterise environmental and resource efficiency of production and consumption at the macro level

## Production-based carbon productivity



BYN thsd/kg

2018


2021

1.97

2.07

Ratio of GDP (at 2018 prices) to CO<sub>2</sub> emissions from production

## Energy productivity



BYN thsd/kg of f.e.

2018

2022

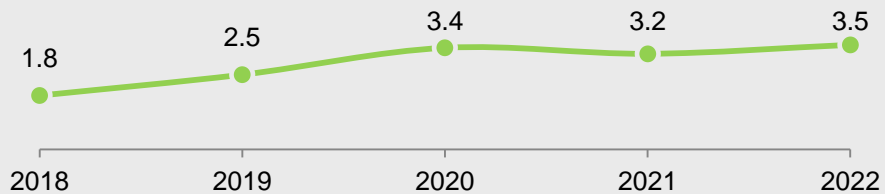

2.63

2.73

Ratio of GDP (at 2005 prices) to gross fuel and energy consumption

## Renewable electricity

as % of total electricity production



## Waste generation intensity

### Industrial waste

per unit of GDP, (at 2018 prices), kg per BYN thsd

2018



496

2022

334

tonnes per capita



6.4

4.3

### Municipal solid waste

kg per capita



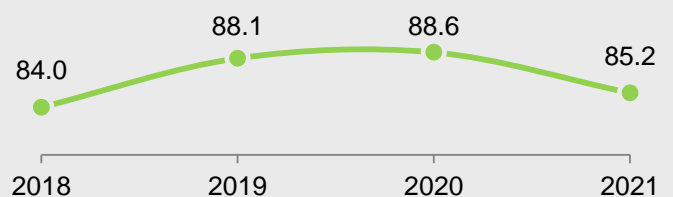
402.1

432.8

## Water-use efficiency



Ratio of GVA (at 2018 prices) to the total water use, BYN/m<sup>3</sup>



Provided for information.

When using the information the reference to the National Statistical Committee of the Republic of Belarus is mandatory.

© National Statistical Committee of the Republic of Belarus

Tel: +375 17 378 81 32  
e-mail: sh@belstat.gov.by

Address:  
12 Partizansky avenue,  
220070 Minsk, Belarus