

ENVIRONMENTAL QUALITY OF LIFE




Indicators characterise environmental conditions affecting quality of life of the population through air and water pollution, climate change

Average annual concentrations of selected pollutants in the atmosphere of selected cities

2022

mcg/m³ of air

Average annual concentrations of:

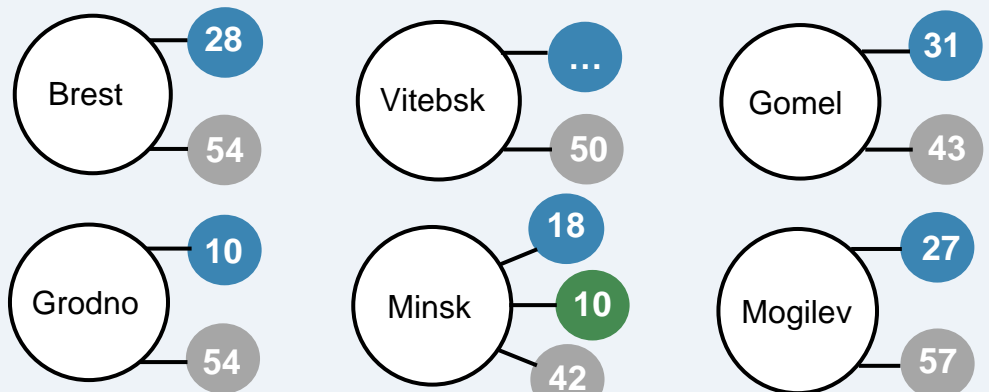
-  fine particulate matter (class PM₁₀)
-  fine particulate matter (class PM_{2.5})
-  ground-level ozone

Average annual maximum permissible concentration:

40

15

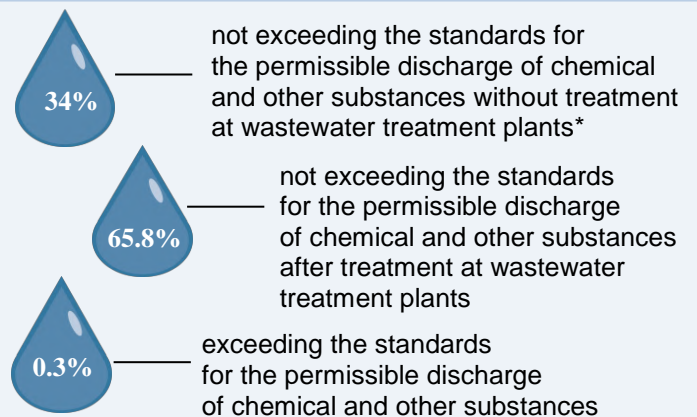
90



Wastewater discharge into surface water bodies

2022

1 121 mln m³



*Wastewater that does not require treatment

Access to water use supply and sanitation

Share of households living in apartments/houses equipped with:

piped water

hot water supply


sewerage

(in the total number of households)

2019/01/01



95.5%



89.7%



93.9%

2023/01/01

97.4%

93.8%

96.8%

Provided for information.

When using the information the reference to the National Statistical Committee of the Republic of Belarus is mandatory.

© National Statistical Committee of the Republic of Belarus

Tel: +375 17 378 81 32
e-mail: sh@belstat.gov.by

Address:
12 Partizansky avenue,
220070 Minsk, Belarus