

# Fixed capital investment in 2022

**28.5** BYN billion of fixed capital investment used




by sources of financing	
Consolidated budget funds	20.4
Own funds of organizations	43.6
Funds borrowed from other organizations	1.2
Foreign investment (except credits(loans) of foreign banks)	3.5
Bank credits (loans)	9.5
Funds of the population	14.1
Extrabudgetary funds	0.6
Other sources	7.2

**Structure of fixed capital investment**  
(as % of total investment)

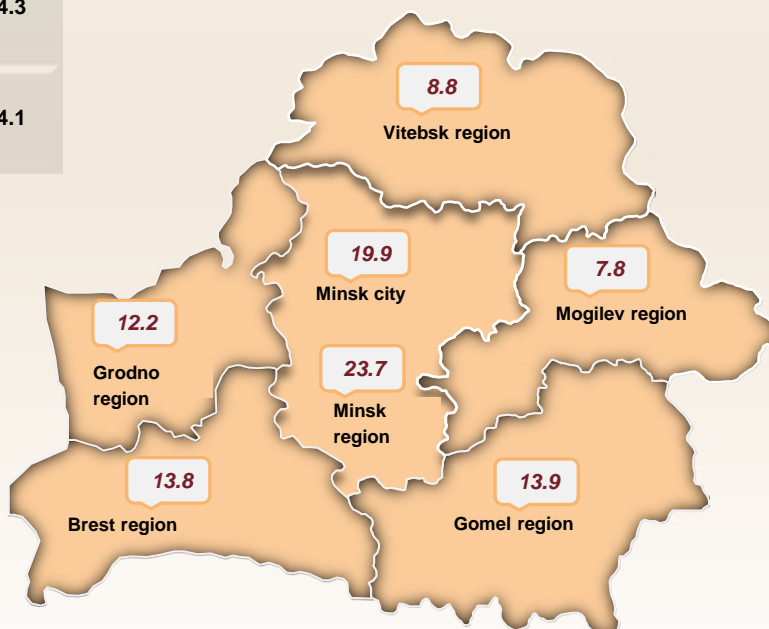
by ownership type	
State-owned	42.7
Privately-owned	50.4
Foreign-owned	6.9

by main economic activities	
Transportation, storage, postal and courier activities	5.9
Electricity, gas, steam, hot water and air conditioning supply	9.0
Agriculture, forestry and fishing	16.2
Manufacturing	18.1
Real estate activities (including investments in housing construction)	26.3

**Technological structure of fixed capital investment**  
(as % of total investment)

	Building and assembly works	51.6
	Machinery, equipment, transport vehicles	34.3
	Other works and costs	14.1

**Share of regions and Minsk city in the country's total fixed capital investment**  
(as % of total)



# Commissioning of selected production, social and cultural facilities



**2 wind turbines**



**22 new dairy farms**



**39 shopping facilities**




**13 multifunctional complexes**



**8 catering facilities**

**2 outpatient and  
polyclinic  
institutions**



**4 fitness centers**



**5 swimming  
pools**



**4 general education  
institutions**



**11 pre-school education  
institutions**



When using the information, the reference to National Statistical Committee of the Republic of Belarus is obligatory

© National Statistical Committee of the Republic of Belarus

Phone: +375 17 351 31 94

E-mail: [invest@belstat.gov.by](mailto:invest@belstat.gov.by)

Address:

12 Partizansky avenue, Minsk,  
Republic of Belarus 220070