

# Household incomes and consumption

## in 2022

(according to sample household living standards survey)

**1 781.5**  
BYR

disposable resources per household  
(per month)

### Main groups of consumption expenditure

(% of total consumption expenditure)

food

non-food goods

services



**39.7%**



**33.7%**



**24.1%**

### Household food consumption\*

(annually per household member)




\* Excluding products consumed in catering facilities.

### Availability of amenities in occupied dwellings of households

(% of total households)

central heating



**93.5%**

piped water



**97.4%**

sewerage




**96.8%**

hot water supply



**93.8%**

gas



**87.7%**

electric cooker



**12.3%**


bath or shower



**91.5%**

## Share of households with durable goods as percentage of total households

(percent of total households)



## Satisfaction of households with housing conditions

(% of total)



*When using the information the reference to the National Statistical Committee of the Republic of Belarus is mandatory.*