



# Visually about the digital economy\*

of the Republic of Belarus  
in 2022

**7 368**

organisations  
of digital economy



ICT sector

**5 437**



digital trade

**969**



content and  
media sector

**962**

\* An assessment of selected indicators characterising the digital economy by economic activities of the ICT sector, the content and media sector, and digital trade has been carried out according to compilation groupings, content and media sector, digital trade according to the aggregate groupings by types of economic activities "ICT sector" (including IT industry), "Content and media sector" and subclass 47910 "Retail trade by ordering goods by mail and via the Internet" of the general state classifier of the Republic of Belarus OKRB 005-2011 "Types of economic activities".

## Number of employees of digital economy

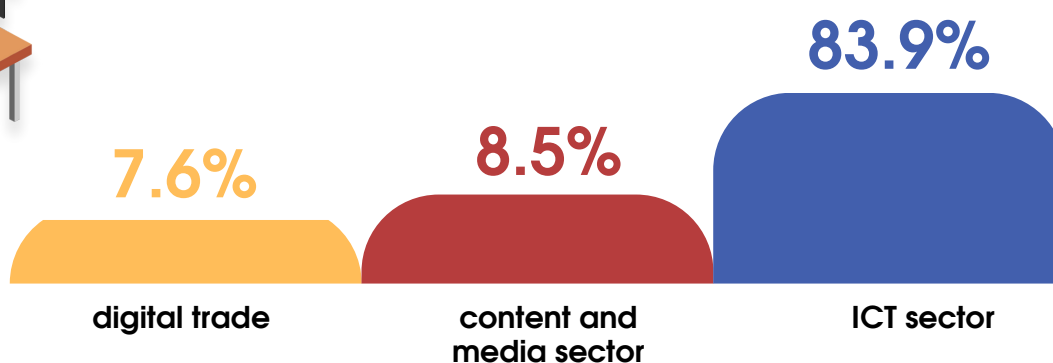
**142 798**  
persons



**4%** to the number of employees of organisations

## Share of the number of employees in the digital economy by sector

(in the total number of employees in organisations  
digital economy)



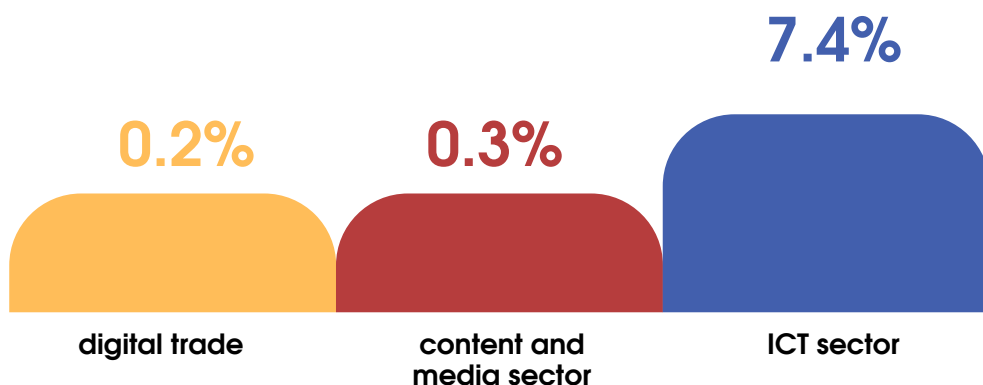
## Nominal accrued average monthly salary of employees of organisations of digital economy

**4 526.9**  
BYN



## Gross value added\*\* of digital economy

(in GVA of the economy )



\*\*Data are provisional.

## Fixed capital investment in the digital economy

**848.3**  
BYN million

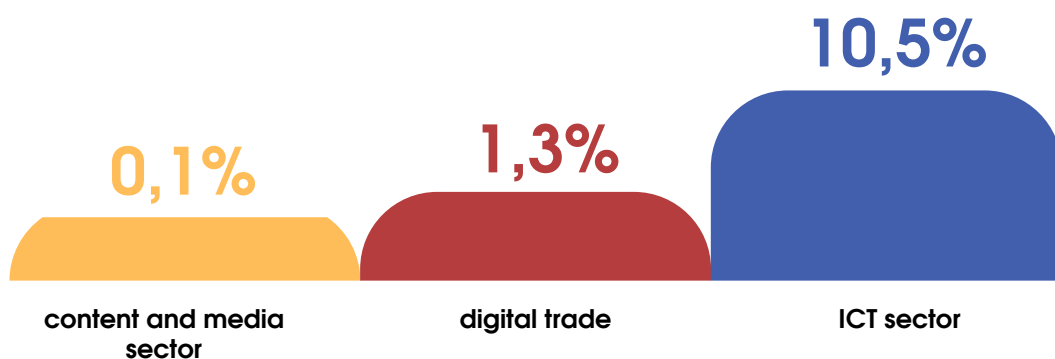


**3.1%**

to the total volume  
of investments in  
fixed capital

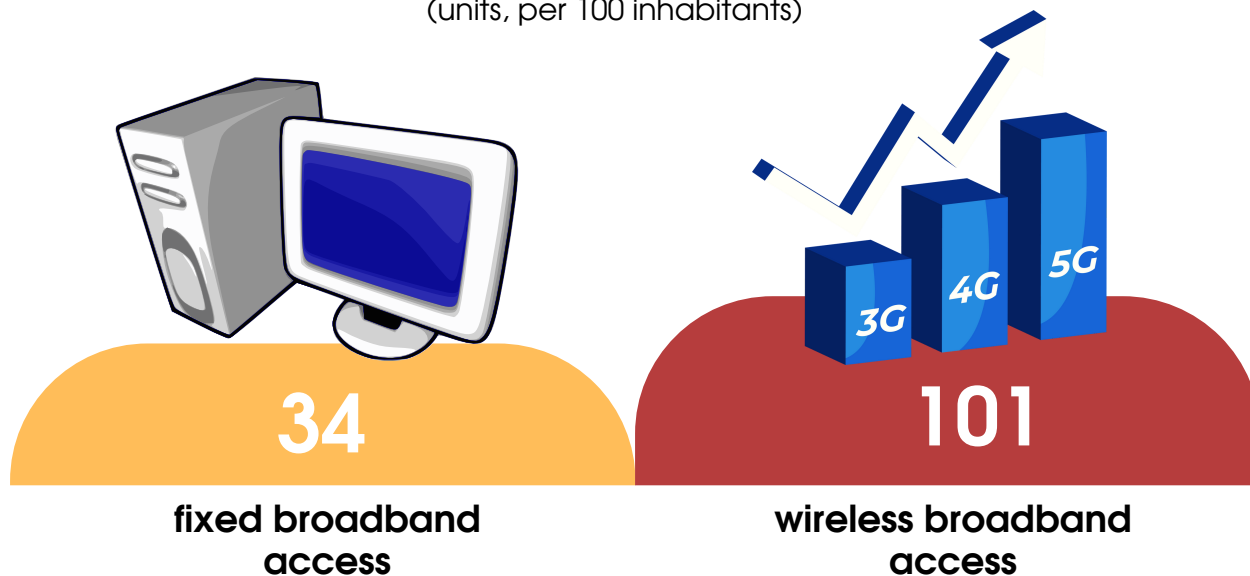
## Foreign investments in organisations of the digital economy

(to the total volume of foreign investments)



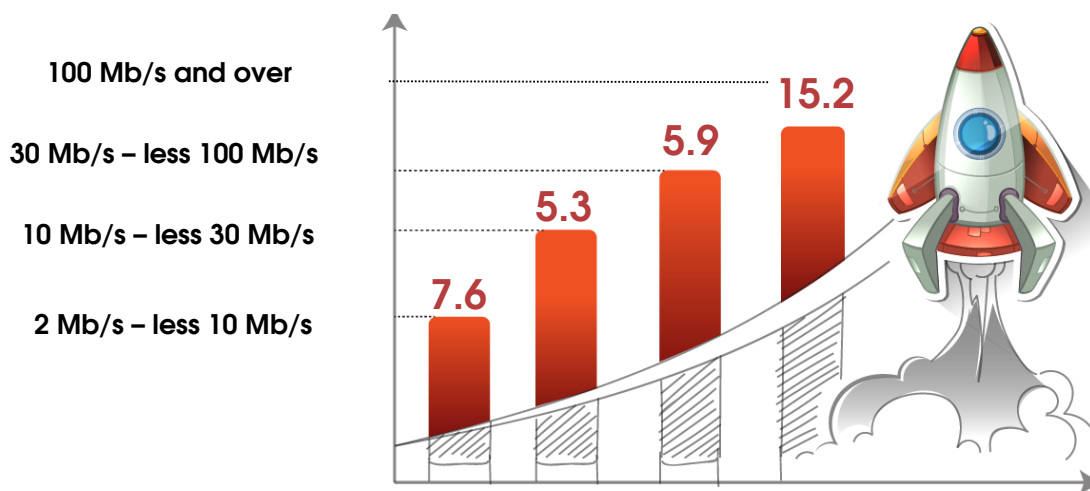
## Internet subscribers and users

(units, per 100 inhabitants)



## Subscribers and users of fixed broadband Internet access, broken down by data transmission speed

(units, per 100 inhabitants)



## Population coverage by cellular mobile telecommunications services using LTE (4G) technology

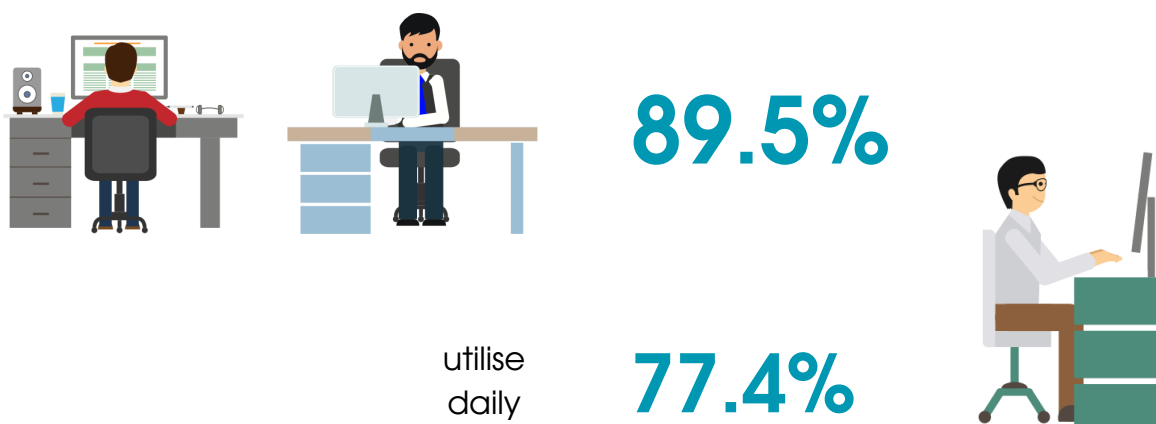


98%



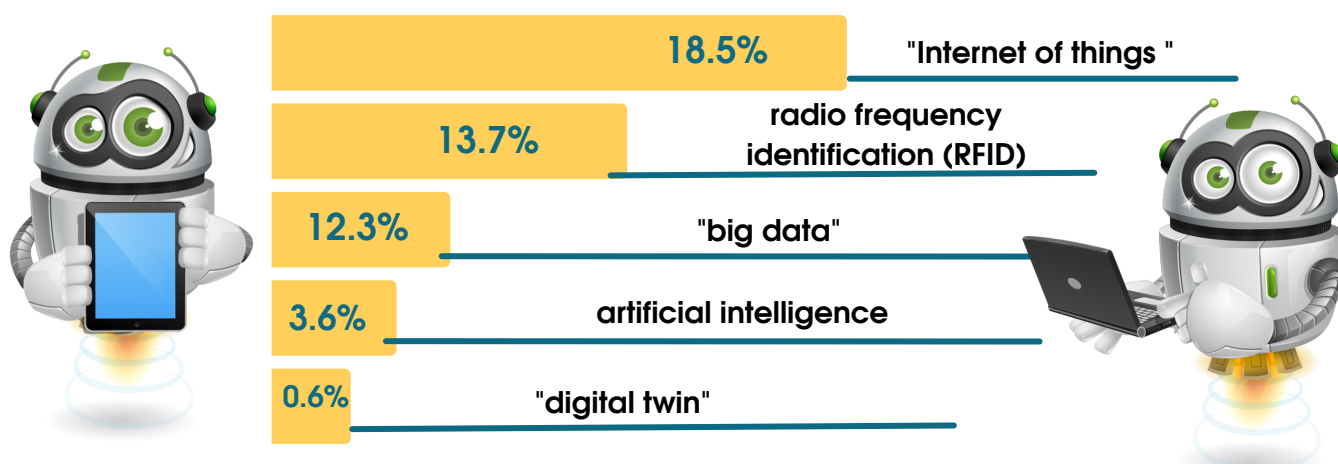
## Share of population age 6 – 72 using the Internet

(in the total population age 6 – 72)



## Use of digital technologies

(of the total number of organisations surveyed\*\*\*)



\*\*\*State statistical survey data on the form 6-ict "Questionnaire on the use of digital technologies in organization"

## Number of electronic services and administrative procedures rendered through general state automated information system

(units, per 100 inhabitants)



833

of which electronic services

825



## Number of patents granted to national applicants for inventions in the ICT sector

13

units



## Share of researchers employed in the ICT sector

(in the total number of researchers performing research and development activities)


5.3%



## Share of retail turnover of online shops

(in retail turnover of trade organisations)

6%



Up-to-date information on the digital economy is posted:

[National statistical indicators of the development of digital economy in the Republic of Belarus](#)



Click on the link to go to resource

*When using the information the reference to the National Statistical Committee of the Republic of Belarus is mandatory*