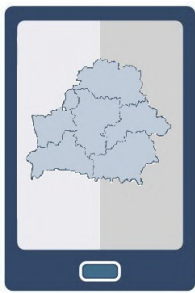


TOURISM OF THE REPUBLIC OF BELARUS

Organized tourism

Number of organisations engaged in tourist activities, entities



2022
2021


1203
1315

Number of visitors served, thsd persons



2022.0
1738.1

Cost of paid tours, BYN mln



780.3
918.0

Domestic tourism

2021

1187.9 thsd visitors:
1049.5 thsd excursionists
138.4 thsd tourists

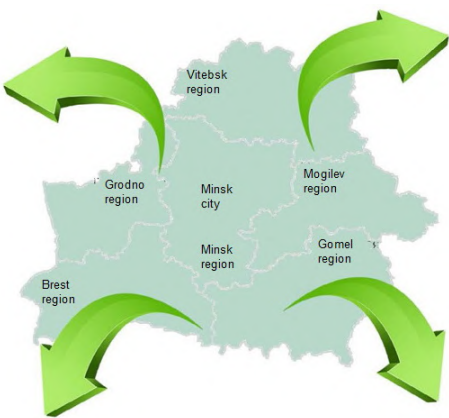


2022

1530.4 thsd visitors:
1401.8 thsd excursionists
128.6 thsd tourists



Outbound tourism



thsd visitors
348.6
478.8



2022
2021

Inbound tourism



thsd visitors
143.0
71.4



Accommodation facilities

Number of accommodation facilities



entities

Number of guests accommodated



thsd persons

Provided bed-days



thsd entities

Room capacity



rooms

Hotels and similar accommodation facilities

2022	592	1898.8	4056.0	19 795
2021	592	1474.3	3488.2	19 835

Sanatorium, health resort, health improvement organisations and other specialized accommodation facilities

2022	474	934.2	8651.6	20 302
2021	474	847.9	7748.9	20 020

Rural ecotourism

Number of facilities, entities

2022
2021

3043
3150



Number of tourists served, thsd persons

559.8
563.6

