

Small and medium-sized business in the republic Figures and facts. 2023

Number



At the end of 2023
in the republic were active

115 924

**micro-, small and medium
organisations**

102.3% over 2022



microorganisations

102 542 entities
percent of total **88.5%**



small organisations

11 294 entities
percent of total **9.7%**



medium organisations

2 088 entities
percent of total **1.8%**


252 113

individual entrepreneurs
carried out activities in 2023


95.9% over 2022



Distribution of number of organisations by economic activity (TOP-7) (percent of total number of micro-, small and medium organisations)




Distribution of number of individual entrepreneurs by economic activity (TOP-7) (percent of total number of individual entrepreneurs)



Small and medium-sized business in the republic Figures and facts. 2023

Employment



For 2023 average number of employees of micro-, small and medium organisations, number of individual entrepreneurs and individuals engaged by them (average employment of small and medium business entities) was

1 410 908 persons

Share of small and medium business entities in the republican indicator for 2023

34.6%

+0.3 p.p. over 2022

microorganisations

328 514 persons
percent of national total **8.0%**

small organisations

430 747 persons
percent of national total **10.6%**

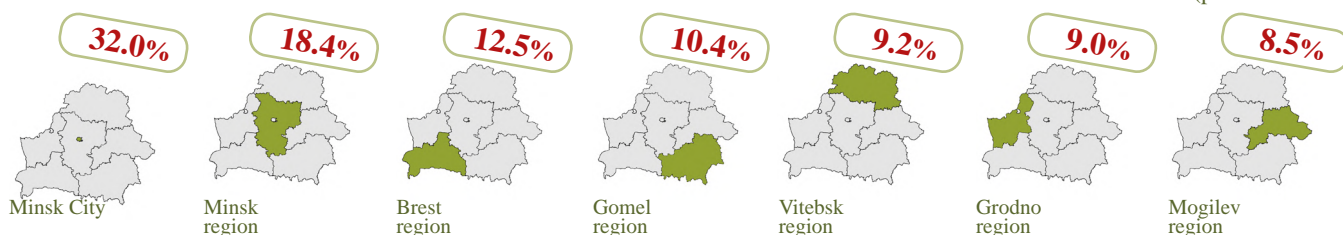
medium organisations

335 118 persons
percent of national total **8.2%**

individual entrepreneurs and individuals engaged by them

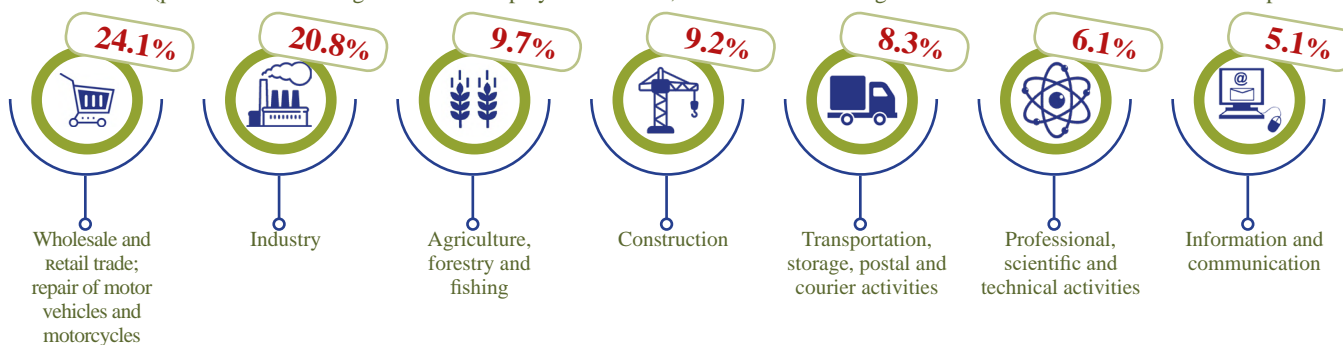
316 529 persons
percent of national total **7.8%**

Share of regions in the total average employment of small and medium business entities (percent of total)

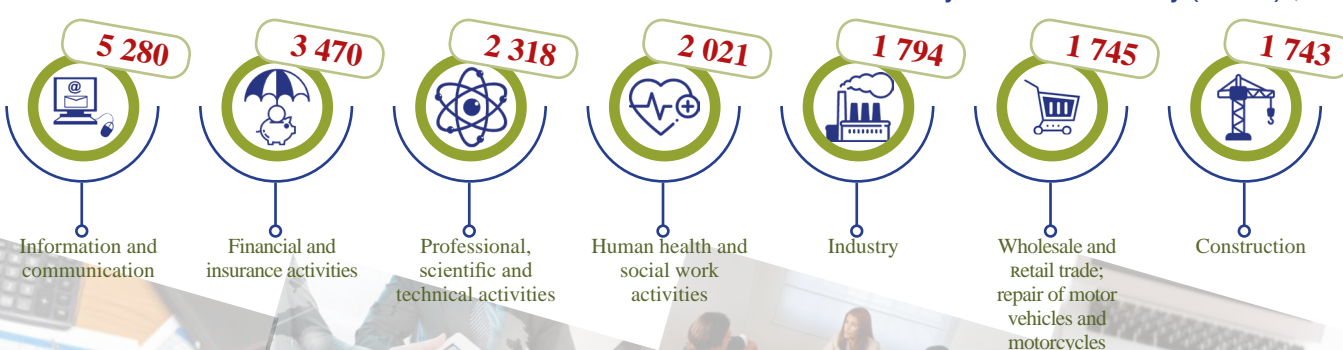


Distribution of average number of employees of organisations and number of individual entrepreneurs by economic activity (TOP-7)

(percent of total average number of employees of micro-, small and medium organisations and number of individual entrepreneurs)



Nominal gross average monthly earnings of employees of micro-, small and medium organisations by economic activity (TOP-7) (BYN)



Small and medium-sized business in the republic

Figures and facts. 2023

Revenue



For 2023 revenue from sales of products, goods, works and services of small and medium business entities was

BYN **252 601** mln

Share of small and medium business entities in the republican indicator for 2023

44.5%

+2.8 p.p. over 2022

microorganisations

BYN **53 870** mln
percent of national total **9.5%**

small organisations

BYN **124 551** mln
percent of national total **21.9%**

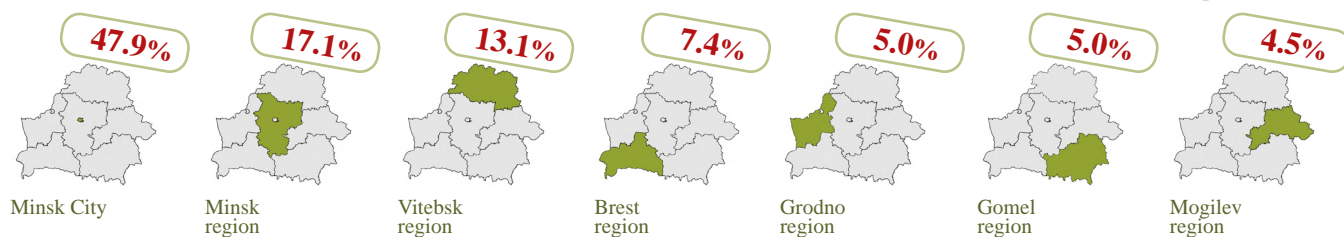
medium organisations

BYN **59 062** mln
percent of national total **10.4%**

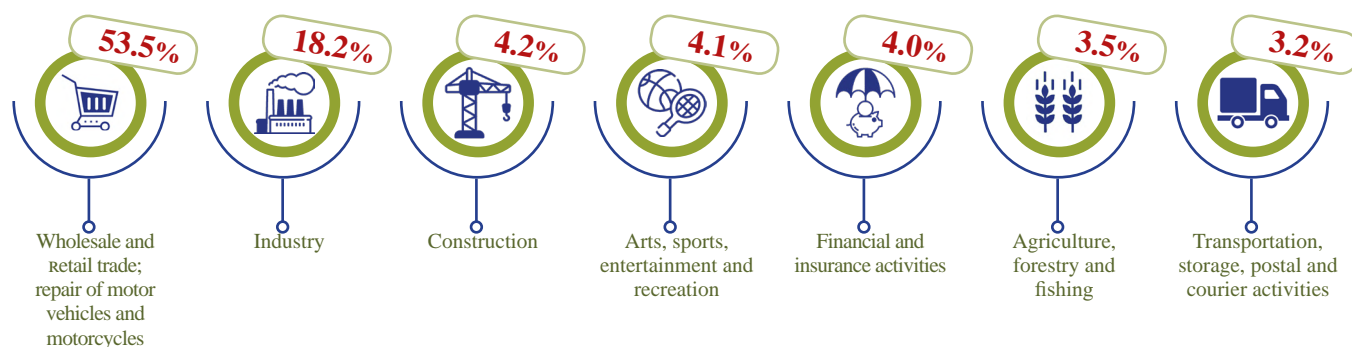
individual entrepreneurs

BYN **15 118** mln
percent of national total **2.7%**


Share of regions in the total revenue of small and medium business entities (percent of total)



Distribution of revenue of organisations by economic activity (TOP-7) (percent of total revenue of micro-, small and medium organisations)



Distribution of revenue of individual entrepreneurs by economic activity (TOP-7) (percent of total revenue of individual entrepreneurs)



Small and medium-sized business in the republic

Figures and facts. 2023

Investment



For 2023 fixed capital investment of micro-, small and medium organisations was

BYN 14 617 mln

Share of micro-, small and medium organisations in the republican indicator for 2023

39.1%

+2.7 p.p. over 2022

microorganisations

BYN **2 929** mln
percent of national total **7.8%**

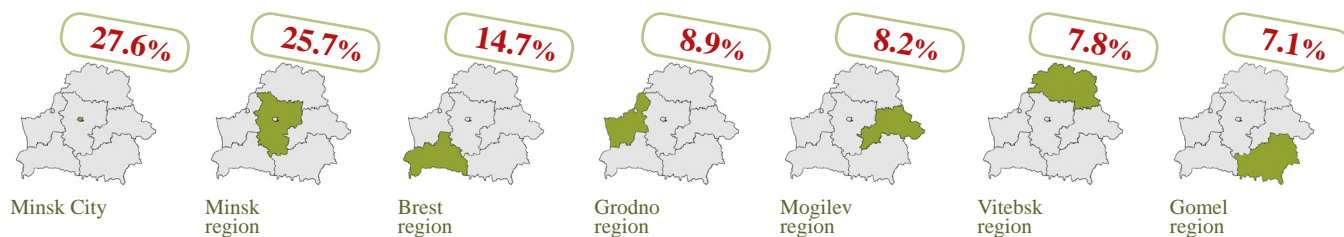
small organisations

BYN **7 356** mln
percent of national total **19.7%**


medium organisations

BYN **4 332** mln
percent of national total **11.6%**

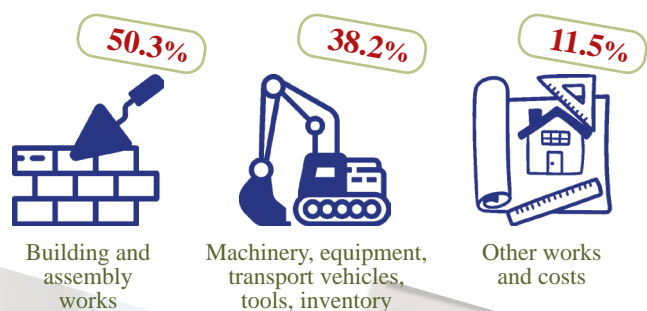
Share of regions in the total volume of fixed capital investment of micro-, small and medium organisations (percent of total)



Distribution of fixed capital investment of micro-, small and medium organisations by economic activity (TOP-7) (percent of total)




Technological structure of fixed capital investment of micro-, small and medium organisations (percent of total)



Small and medium-sized business in the republic Figures and facts. 2023

Industry



For 2023 volume of industrial production of small and medium business entities was

BYN **37 964** mln

Share of small and medium business entities in the republican indicator for 2023

20.2%

+0.4 p.p. over 2022

microorganisations

BYN **3 935** mln
percent of national total **2.1%**

small organisations

BYN **17 422** mln
percent of national total **9.3%**

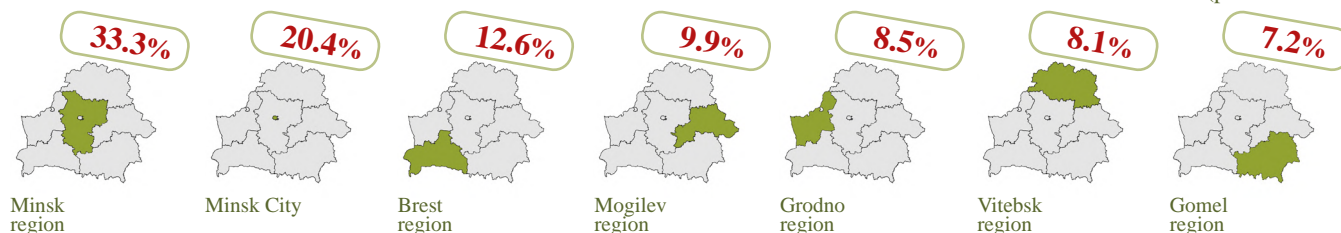
medium organisations

BYN **16 039** mln
percent of national total **8.6%**

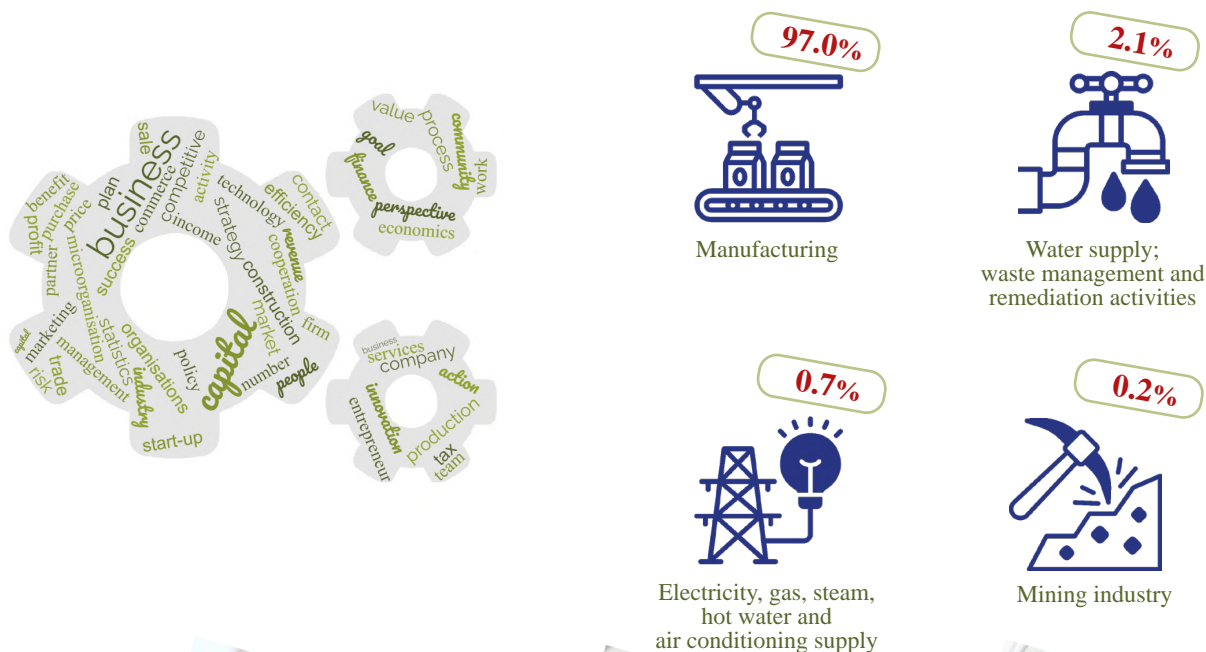
individual entrepreneurs

BYN **568** mln
percent of national total **0.3%**

Share of regions in the total volume of industrial production of small and medium business entities (percent of total)



Distribution of volume of industrial production of small and medium business entities by field of industry (percent of total)



Small and medium-sized business in the republic

Figures and facts. 2023

Retail



For 2023 retail turnover of small and medium business entities was

BYN **23 791** mln

Share of small and medium business entities in the republican indicator for 2023

30.9%

-0.9 p.p. over 2022



microorganisations

BYN **6 389** mln
percent of national total **8.3%**



small organisations

BYN **7 463** mln
percent of national total **9.7%**



medium organisations

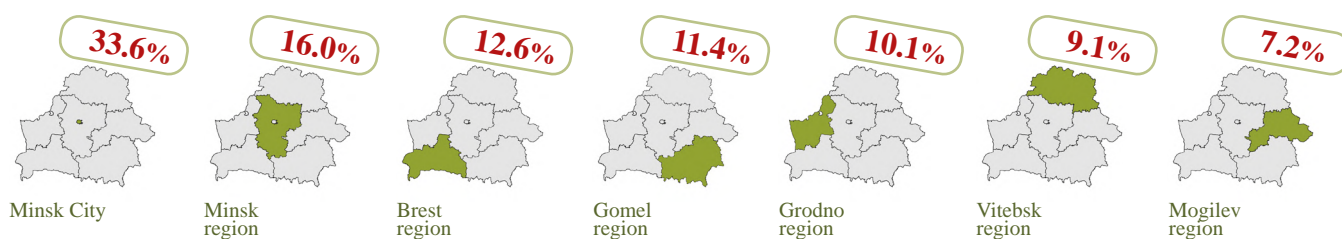
BYN **5 394** mln
percent of national total **7.0%**



individual entrepreneurs

BYN **4 545** mln
percent of national total **5.9%**

Share of regions in the total volume of retail turnover of small and medium business entities (percent of total)



Retail facilities of small and medium business entities



Small and medium-sized business in the republic Figures and facts. 2023

Catering



For 2023 catering turnover of small and medium business entities was

BYN 2 658 mln

Share of small and medium business entities in the republican indicator for 2023

51.8%

+2.8 p.p. over 2022

microorganisations

BYN **1 035** mln
percent of national total **20.2%**

small organisations

BYN **1 157** mln
percent of national total **22.5%**

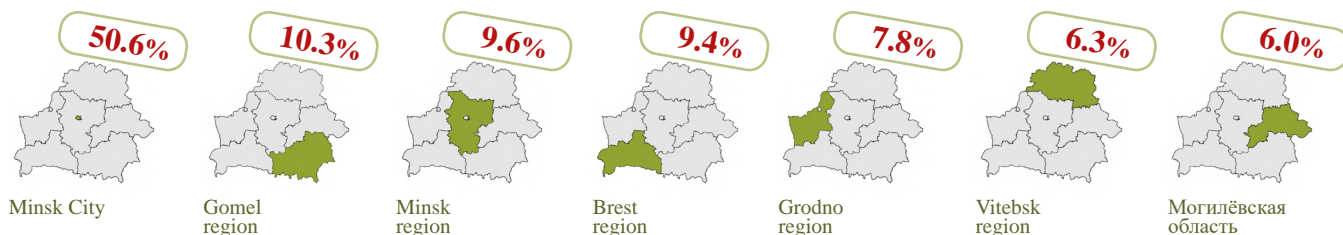
medium organisations

BYN **411** mln
percent of national total **8.0%**

individual entrepreneurs

BYN **55** mln
percent of national total **1.1%**

Share of regions in the total volume of catering turnover of small and medium business entities (percent of total)



Main catering facilities of small and medium business entities (end of year)



Cafes,
mini-cafes,
cafeterias



Bars



Canteens



Restaurants



Small and medium-sized business in the republic

Figures and facts. 2023

Foreign trade



For 2023 volume of foreign trade in goods of small and medium business entities was

USD 39 748 mln

Share of small and medium business entities in the republican indicator for 2023

47.6%
+3.8 p.p. over 2022

microorganisations

USD **8 737** mln
percent of national total **10.5%**

small organisations

USD **24 132** mln
percent of national total **28.9%**

medium organisations

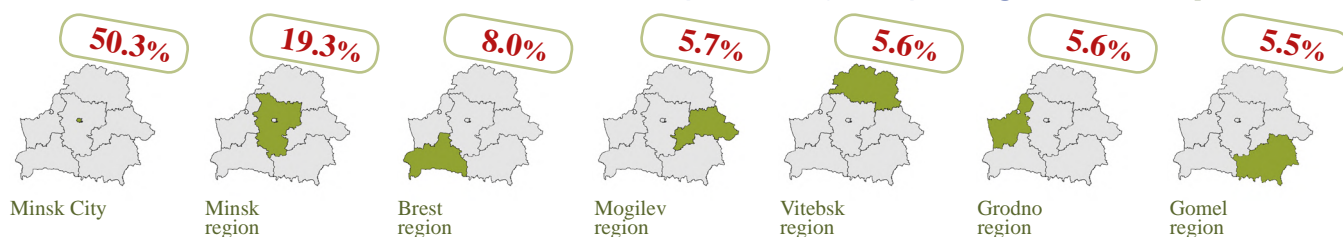
USD **6 287** mln
percent of national total **7.5%**

individual entrepreneurs

USD **591** mln
percent of national total **0.7%**


18 820 micro-, small and medium organisations exported and /or imported goods in 2023.

Share of regions in the total number of micro-, small and medium organisations exported and /or imported goods in 2023 (percent of total)



Exports and imports of goods, balance of foreign trade in goods of small and medium business entities for 2023

In 2023 volumes of **export-import operations** of small and medium business entities was registered with **194** world countries. Goods were delivered to the markets of **145** states, products were imported from **182** countries.



When using the information, the reference to the National Statistical Committee of the Republic of Belarus is mandatory.

©National Statistical Committee of the Republic of Belarus

Tel: +375 17 317 73 32
E-mail: sbs4@belstat.gov.by

Illustrations: www.flaticon.com, www.pngegg.com, www.freepik.com.

Address:
12, Partizansky avenue, 220070, Minsk, Belarus