

Housing stock of the Republic of Belarus in 2023



273.6 million m² of total floor space


State-owned
15.9 million m²
5.8% of the total volume

Privately-owned
257.7 million m²
94.2% of the total volume

Total floor space per inhabitant



29.9 m²

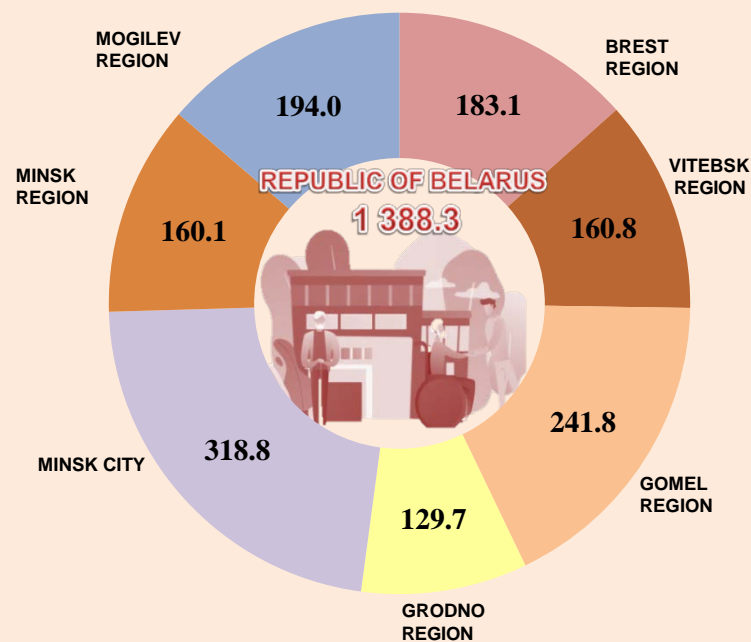


Housing stock,
thsd m² of total floor space




total floor space per inhabitant, m²

Social housing stock
(thousand square metres of total floor space)



Improvement of housing conditions in the Republic of Belarus in 2023


Number of families (including single individuals) registered for
improving their housing conditions
(at year-end)



569 111

of which:

35 659 families with three or more children
259 595 young families



Number of families (including single individuals) that improved their housing conditions

9 574
families with three
or more children

6 838
young families



23 882 families (including single individuals),
or
4,1% of those registered at the beginning of the year
of which:



When using of the information, the reference to National Statistical Committee of the Republic of Belarus is obligatory

© National Statistical Committee of the Republic of Belarus

Phone: +375 17 351 31 94

E-mail: investbel@belstat.gov.by

Address:

12 Partizansky avenue, 220070

Minsk Republic of Belarus