







Fixed capital investment in January 2024

2.3 BYN billion of fixed capital investment used

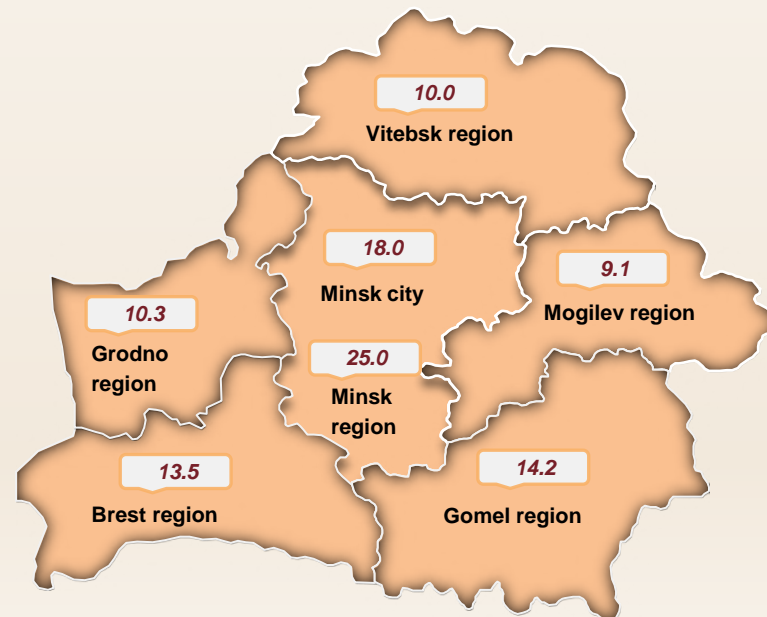
Structure of fixed capital investment by ownership type (as % of total investment)

	State-owned	43.9
	Privately-owned	54.2
	Foreign-owned	1.8

Technological structure of fixed capital investment (as % of total investment)

	Building and assembly works	45.1
	Machinery, equipment, transport vehicles	41.7
	Other works and costs	13.2

Share of regions and Minsk city in the country's total fixed capital investment (as % of total)



When using the information, the reference to National Statistical Committee of the Republic of Belarus is obligatory.