



Number



At the end of 2024
in the republic active

128 865

micro-, small
and medium
organisations

111.2% over 2023

microorganisations

115 388 entities
percent of total **89.6%**

small organisations

11 384 entities
percent of total **8.8%**

medium organisations

2 093 entities
percent of total **1.6%**

237 326

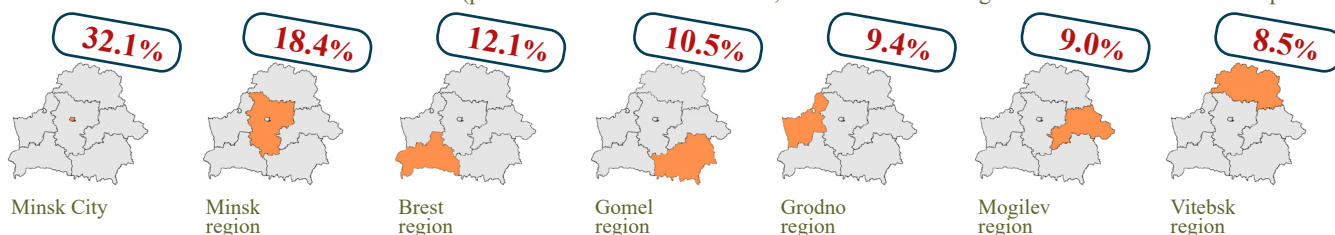
individual entrepreneurs
carried out activities in 2024




94.1% over 2023




Share of regions in the total number of small and medium business entities (percent of total number of micro-, small and medium organisations and individual entrepreneurs)



Distribution of number of organisations by economic activity (TOP-7) (percent of total number of micro-, small and medium organisations)



Distribution of number of individual entrepreneurs by economic activity (TOP-7) (percent of total number of individual entrepreneurs)





Employment



For 2024 average number of employees of micro-, small and medium organisations, number of individual entrepreneurs and individuals engaged by them (average employment of small and medium business entities) was

1 474 118 persons

Share of small and medium business entities in the republican indicator for 2024

35.8%

+1.2 p.p. over 2023

microorganisations

386 212 persons
percent of national total **9.4%**

small organisations

446 232 persons
percent of national total **10.8%**

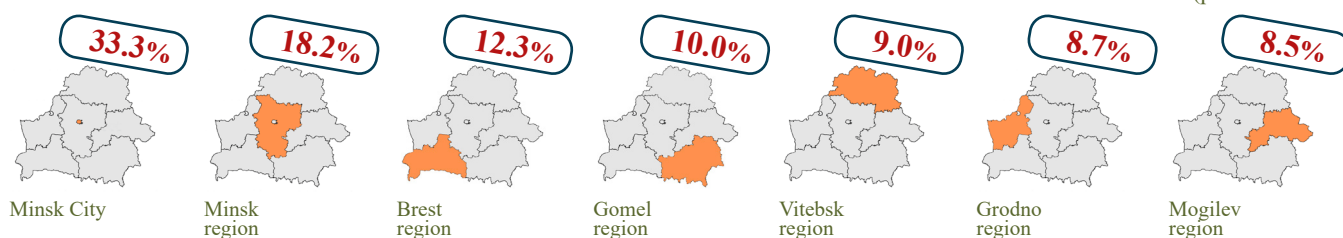
medium organisations

341 981 persons
percent of national total **8.3%**

individual entrepreneurs and individuals engaged by them

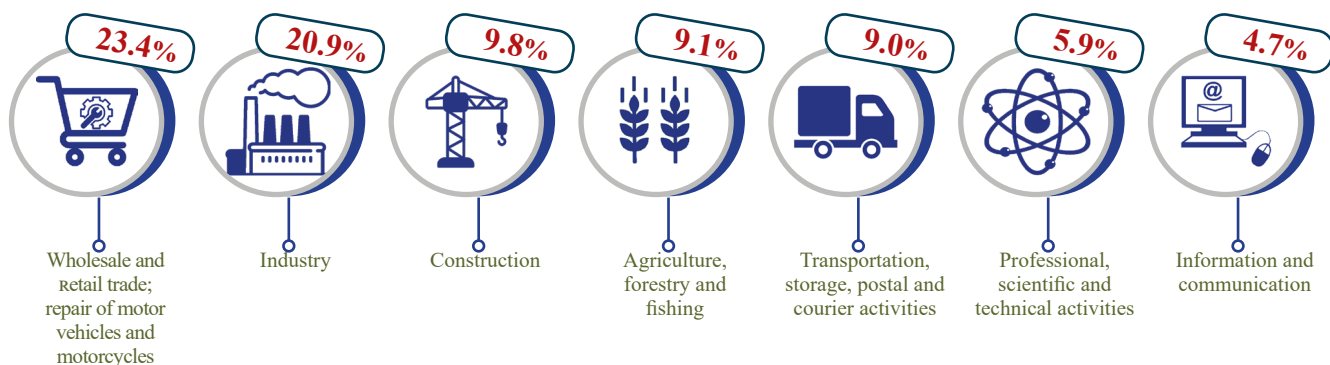
299 693 persons
percent of national total **7.3%**

Share of regions in the total average employment of small and medium business entities (percent of total)

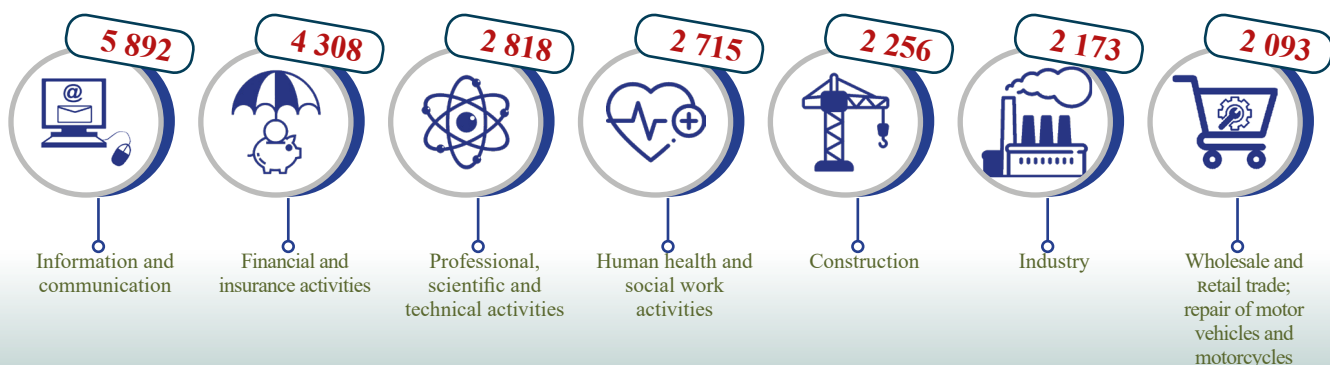


Distribution of average number of employees of organisations and number of individual entrepreneurs by economic activity (TOP-7)

(percent of total average number of employees of micro-, small and medium organisations and number of individual entrepreneurs)



Nominal gross average monthly earnings of employees of micro-, small and medium organisations by economic activity (TOP-7) (BYN)





Revenue



For 2024 revenue from sales of products, goods, works and services of small and medium business entities was

BYN **309 382** mln

Share of small and medium business entities in the republican indicator for 2024

46.5%

+2.0 p.p. over 2023

microorganisations

BYN **90 756** mln
percent of national total **13.7%**

small organisations

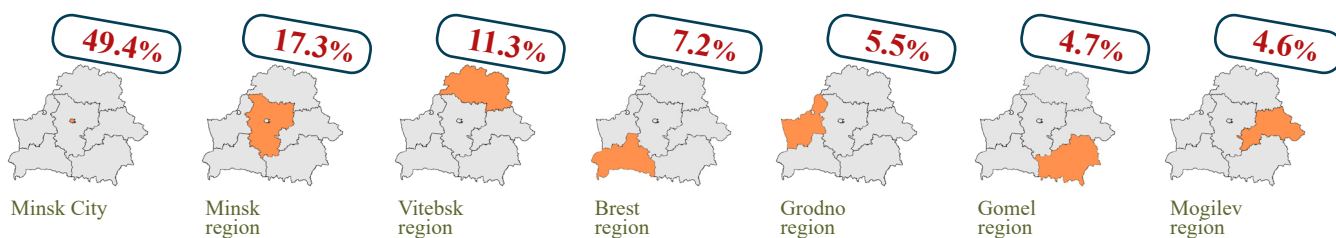


BYN **134 765** mln
percent of national total **20.3%**

medium organisations

BYN **70 107** mln
percent of national total **10.5%**

individual entrepreneurs

BYN **13 754** mln
percent of national total **2.1%**

Share of regions in the total revenue of small and medium business entities
(percent of total)Distribution of revenue of organisations by economic activity (TOP-7)
(percent of total revenue of micro-, small and medium organisations)Distribution of revenue of individual entrepreneurs by economic activity (TOP-7)
(percent of total revenue of individual entrepreneurs)



Investment



For 2024 fixed capital investment of micro-, small and medium organisations was

BYN **18 689** mln

Share of micro-, small and medium organisations in the republican indicator for 2024

39.5%

+0.4 p.p. over 2023

microorganisations



BYN **3 570** mln
percent of national total **7.5%**

small organisations



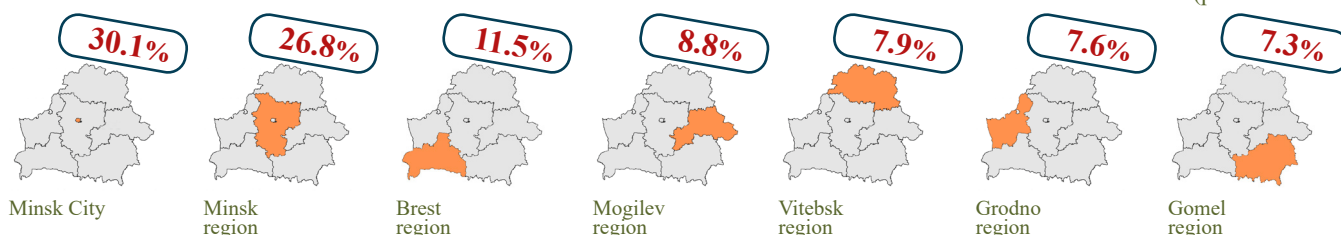
BYN **9 056** mln
percent of national total **19.1%**

medium organisations




BYN **6 063** mln
percent of national total **12.8%**

Share of regions in the total volume of fixed capital investment of micro-, small and medium organisations (percent of total)



Distribution of fixed capital investment of micro-, small and medium organisations by economic activity (TOP-7) (percent of total)




Technological structure of fixed capital investment of micro-, small and medium organisations (percent of total)





Industry



For 2024 volume of industrial production of small and medium business entities was

BYN **45 111** mln

Share of small and medium business entities in the republican indicator for 2024

21.7%

+1.5 p.p. over 2023

microorganisations

BYN **5 766** mln
percent of national total **2.8%**

small organisations

BYN **19 998** mln
percent of national total **9.6%**

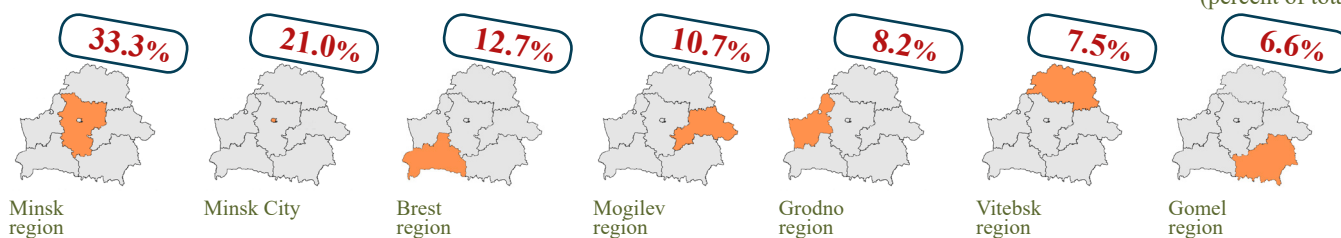
medium organisations

BYN **18 786** mln
percent of national total **9.0%**


individual entrepreneurs

BYN **561** mln
percent of national total **0.3%**

Share of regions in the total volume of industrial production of small and medium business entities (percent of total)



Distribution of volume of industrial production of small and medium business entities by field of industry (percent of total)





Retail



For 2024 retail turnover
of small and medium business
entities was

BYN **28 829** mln

Share of small and medium business entities
in the republican indicator for 2024

31.4%

+0.5 p.p. over 2023

microorganisations



BYN **8 591** mln
percent of national total **9.3%**

small organisations



BYN **8 713** mln
percent of national total **9.5%**

medium organisations

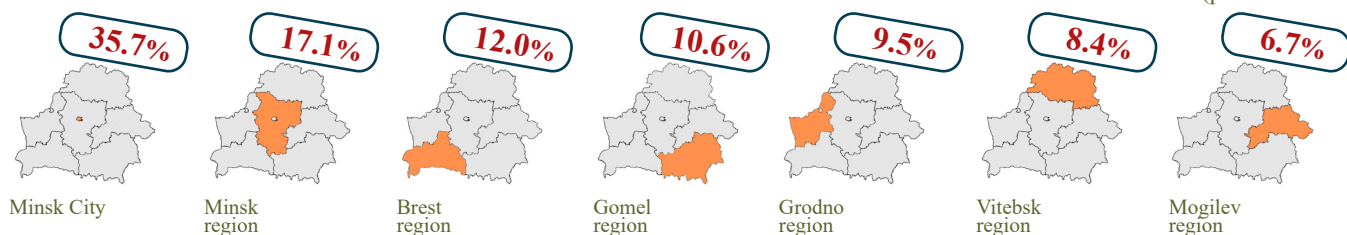


BYN **6 918** mln
percent of national total **7.6%**

individual entrepreneurs



BYN **4 607** mln
percent of national total **5.0%**

Share of regions in the total volume of retail turnover of small and medium business entities
(percent of total)Retail facilities of small and medium business entities
(end of year)

Shops



Mobile retail
facilities



Stalls and
kiosks



Filling
stations

SMALL AND MEDIUM-SIZED BUSINESS IN THE REPUBLIC FIGURES AND FACTS

2024

Catering



For 2024 catering turnover of small and medium business entities was

BYN **3 301** mln

Share of small and medium business entities in the republican indicator for 2024

52.4%

+0.6 p.p. over 2023

microorganisations

BYN **1 339** mln
percent of national total **21.3%**

small organisations

BYN **1 456** mln
percent of national total **23.1%**

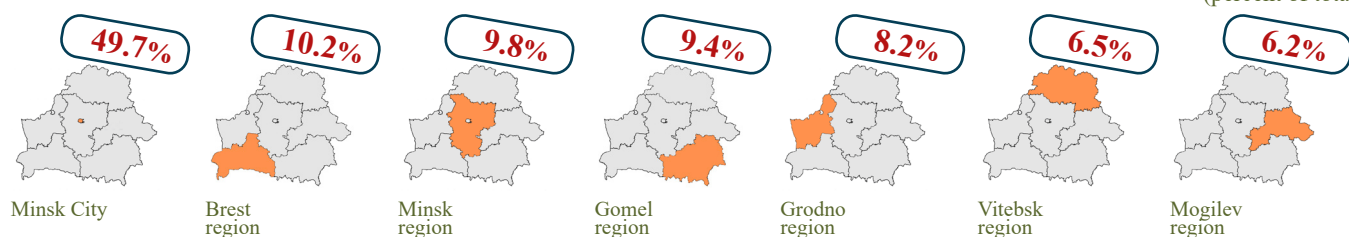
medium organisations

BYN **443** mln
percent of national total **7.0%**

individual entrepreneurs

BYN **63** mln
percent of national total **1.0%**

Share of regions in the total volume of catering turnover of small and medium business entities (percent of total)



Main catering facilities of small and medium business entities





Foreign trade



For 2024 volume of foreign trade in goods of small and medium business entities was

USD **39 889** mln

Share of small and medium business entities in the republican indicator for 2024

46.4%

-1.4 p.p. over 2023

microorganisations

USD **10 576** mln
percent of national total **12.3%**

small organisations

USD **22 152** mln
percent of national total **25.8%**

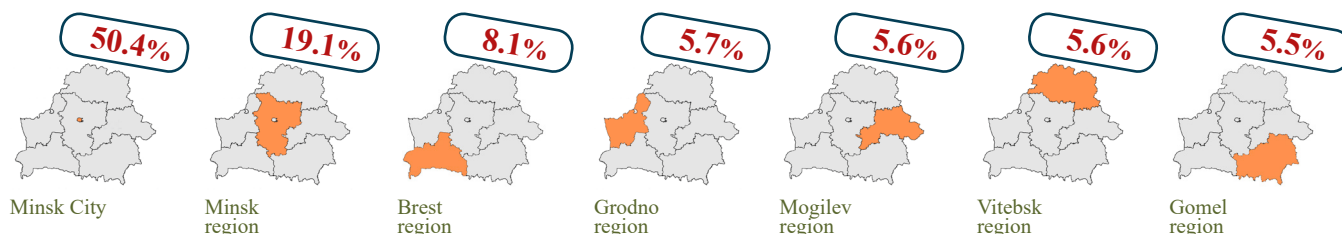
medium organisations

USD **6 976** mln
percent of national total **8.1%**

individual entrepreneurs

USD **185** mln
percent of national total **0.2%**


Share of regions in the total number of micro-, small and medium organisations exported and /or imported goods in 2024 (percent of total)



Exports and imports of goods, balance of foreign trade in goods of small and medium business entities

In 2024 volumes of export-import operations of small and medium business entities was registered with 187 world countries.

Goods were delivered to the markets of 138 states, products were imported from 180 countries.



Additional information is posted:



STATISTICAL
DATABASE



SUSTAINABLE DEVELOPMENT
GOALS IN BELARUS



REGIONAL INDICATORS OF THE
SUSTAINABLE DEVELOPMENT
GOALS IN BELARUS

Provided for information purposes.

When using the information the reference to the National Statistical Committee of the Republic of Belarus is mandatory.

Tel: +375 (17) 350 41 74
E-mail: sbs4@belstat.gov.by

Address:
12, Partizansky avenue,
220070, Minsk, Belarus