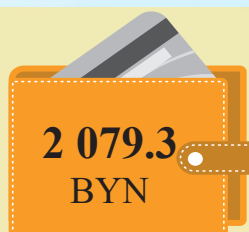


# Household incomes and consumption in 2023

(according to sample household living standards survey)



**2 079.3**  
BYN

disposable resources per household (per month)

## Main groups of consumption expenditure (% of total consumption expenditure)

food



**38.6%**

non-food goods



**34.3%**


services



**24.5%**

## Availability of amenities in occupied dwellings of households (% of total households)

central heating



**94.2%**

piped water



**98.0%**

sewerage



**97.3%**

hot water supply



**94.6%**

gas



**86.8%**

electric cooker




**13.2%**

bath or shower



**92.6%**

## Household food consumption\* (annually per household member)



\* Excluding products consumed in catering facilities.

When using the information the reference to the National Statistical Committee of the Republic of Belarus is mandatory.

© National Statistical Committee of the Republic of Belarus

Tel: +375 17 378 12 79

E-mail: [hhs@belstat.gov.by](mailto:hhs@belstat.gov.by)

Address::

12 Partizansky avenue, Minsk,  
Republic of Belarus, 220070