



ABOUT TOURISM IN THE REPUBLIC OF BELARUS

2024

ORGANIZED TOURISM

Number of organisations engaged in tourist activities, entities

2024
20231108
1108

Number of visitors served, thsd persons

2711.2
2493.5

Cost of paid tours, BYN mln

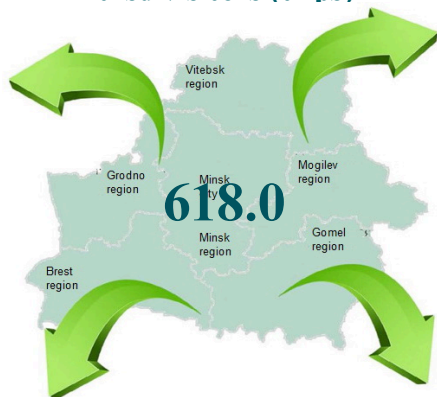
1890.4
1402.1

Domestic tourism in 2024

1726.5
thsd visitors (trips):1588.7
thsd excursionists (one-day trips)137.8
thsd tourists (multi-day trips)

Outbound tourism in 2024

thsd visitors (trips)



Inbound tourism in 2024

thsd visitors (trips)



ACCOMMODATION FACILITIES

Number of accommodation facilities



entities

Number of guests accommodated



thsd persons

Provided bed-days



thsd entities

Room capacity



rooms

Hotels and similar accommodation facilities

2024
2023618
6002468.5
2181.55326.2
4637.320 127
19 985

Sanatorium, health resort, health improvement organisations and other specialized accommodation facilities

2024
2023478
4621100.0
1026.09150.9
9186.820 908
20 248

RURAL ECOTOURISM IN 2024

(according to the Ministry of Taxes and Duties of the Republic of Belarus)


Number of facilities, entities

1408




Number of tourists served, thsd persons

427.6



Current information is located:

STATISTICAL
DATABASESUSTAINABLE DEVELOPMENT
GOALS IN BELARUSREGIONAL INDICATORS OF THE
SUSTAINABLE DEVELOPMENT
GOALS IN BELARUS

Presented for information purposes.
When using the information, the reference
to the National Statistical Committee of the Republic of Belarus is mandatory.