




Structure of use of gross domestic product in 2024

(in percent)

Final consumption expenditure

75.5%



Households

56.1%



General government

18.8%



NPISHs

0.6%

Gross capital formation

26.5%



Gross fixed capital formation

24.1%

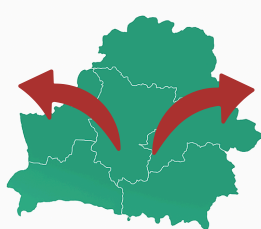


Changes in inventories

2.4%

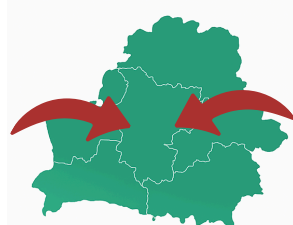
Net exports of goods and services

-2.0%



Exports of goods and services


64.7%



Imports of goods and services

66.7%

Current information is located:



STATISTICAL
DATABASE



SUSTAINABLE DEVELOPMENT
GOALS IN BELARUS

Presented for information purposes.
When using the information the reference to the National Statistical Committee of the Republic of Belarus is mandatory.