



SMALL AND MEDIUM-SIZED BUSINESS
IN THE REPUBLIC OF BELARUS

2025

Number of small and medium business entities

Number



At the end of 2025
in the republic active

589 824

small and medium
business entities

small organisations

132 797 entities
percent of total 22.5%

medium organisations

2 212 entities
percent of total 0.4%

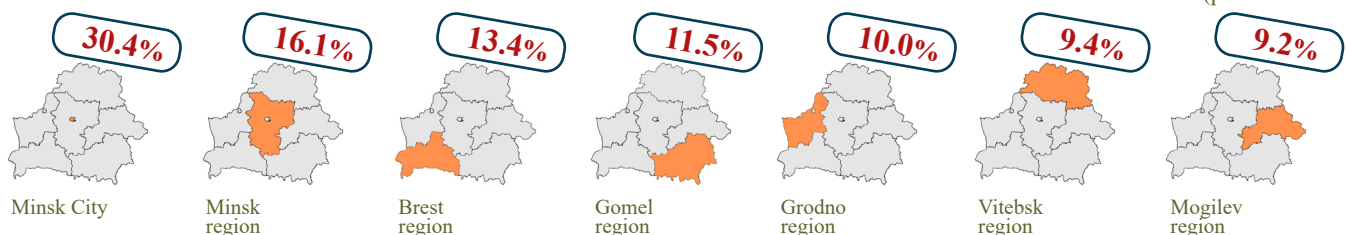
individual entrepreneurs

204 350 persons
percent of total 34.6%


other individuals engaged in individual entrepreneurial activities

250 465 persons
percent of total 42.5%


Share of regions in the total number of small and medium business entities (percent of total)



Distribution of number of small and medium organisations by economic activity (TOP-7) (percent of total number of small and medium organisations)



Distribution of number of individual entrepreneurs by economic activity (TOP-7) (percent of total number of individual entrepreneurs)






SMALL AND MEDIUM-SIZED BUSINESS
IN THE REPUBLIC OF BELARUS

2025

Average number of employees of small and medium business entities

Employment

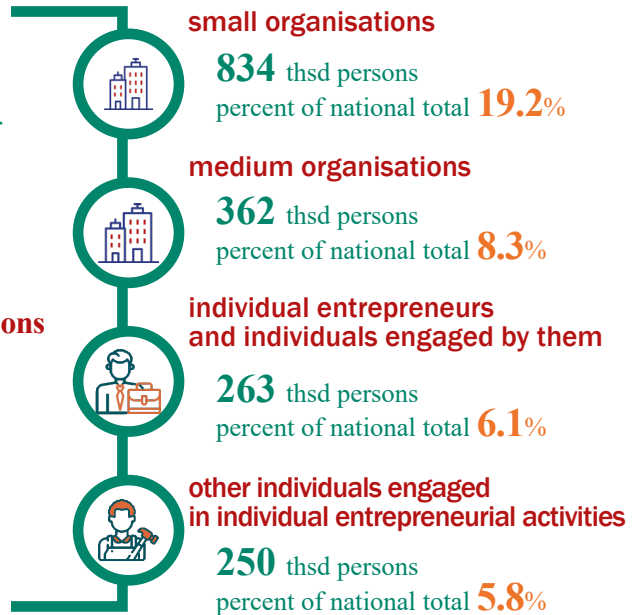


For 2025 average number of employees of small and medium business entities was

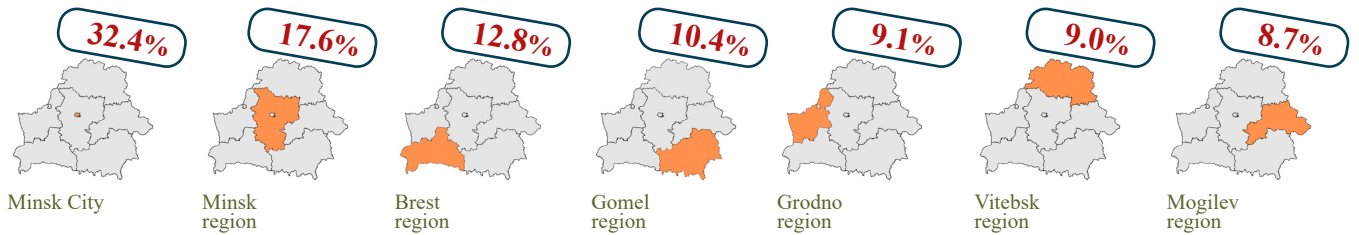
1 709 thsd persons

Share of small and medium business entities in the republican indicator for 2025

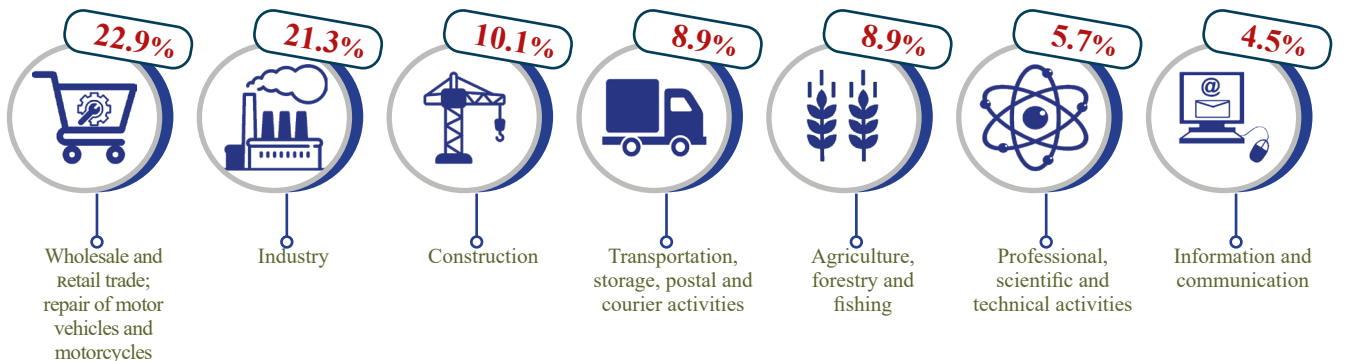
39.3%




Share of regions in the total average employment of small and medium business entities (percent of total)



Distribution of average number of employees of small and medium organisations and number of individual entrepreneurs by economic activity (TOP-7) (percent of total average number of employees of small and medium organisations and number of individual entrepreneurs)



Nominal gross average monthly earnings of employees of small and medium organisations by economic activity (TOP-7) (BYN)



The average number of employees of small and medium business entities is the sum of the average number of employees of organisations, the number of individuals (including individual entrepreneurs) engaged in individual entrepreneurial activities and the number of individuals engaged by individual entrepreneurs under labour and/or civil-law contracts.



SMALL AND MEDIUM-SIZED BUSINESS
IN THE REPUBLIC OF BELARUS

2025

Revenue



For 2025 revenue (income) from sales of products, goods, works and services of small and medium business entities was

BYN 328 290 mln

Share of small and medium business entities in the republican indicator for 2025

46.0%

small organisations

BYN **231 000** mln
percent of national total **32.4%**

medium organisations

BYN **82 389** mln
percent of national total **11.6%**

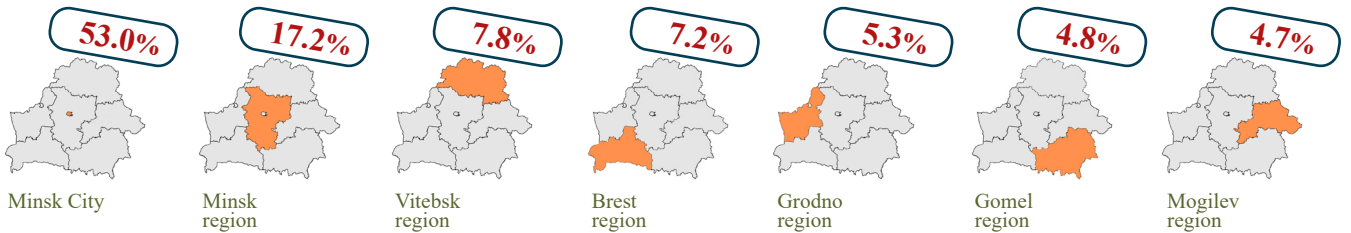
individual entrepreneurs

BYN **12 110** mln
percent of national total **1.7%**

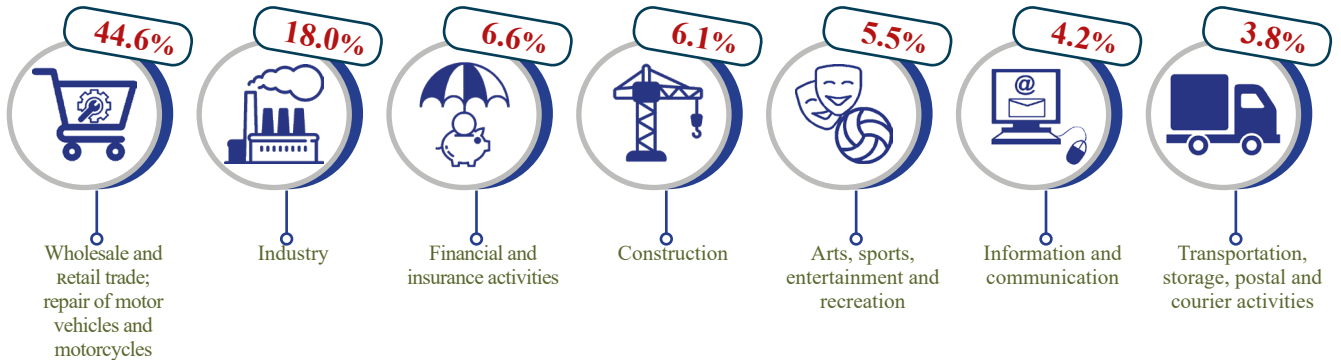
other individuals engaged in individual entrepreneurial activities

BYN **2 790** mln
percent of national total **0.4%**


Share of regions in the total revenue (income) of small and medium business entities (percent of total)



Distribution of revenue of small and medium organisations by economic activity (TOP-7) (percent of total revenue of small and medium organisations)



Distribution of revenue of individual entrepreneurs by economic activity (TOP-7) (percent of total revenue of individual entrepreneurs)



Revenue (income) from sales of products, goods, works and services of small and medium business entities



SMALL AND MEDIUM-SIZED BUSINESS
IN THE REPUBLIC OF BELARUS

2025

Fixed capital investment of small and medium organisations

Investment



For 2025 fixed capital investment of small and medium organisations was

BYN **23 539** mln

Share of small and medium organisations in the republican indicator for 2025

41.3%

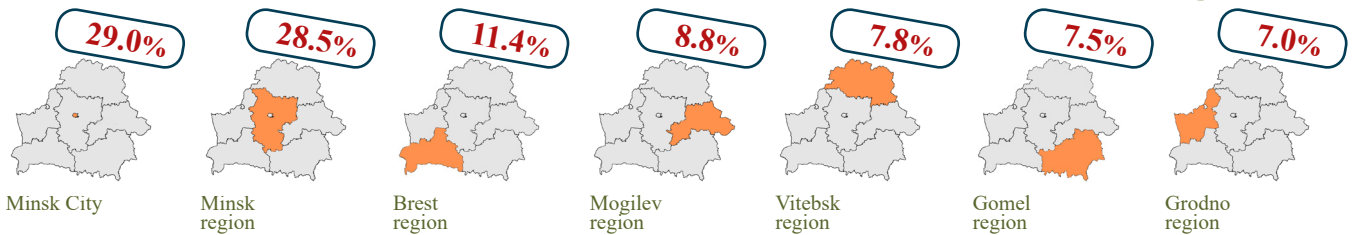
small organisations

BYN **14 847** mln
percent of national total **26.0%**


medium organisations

BYN **8 692** mln
percent of national total **15.2%**

Share of regions in the total volume of fixed capital investment of small and medium organisations (percent of total)



Distribution of fixed capital investment of small and medium organisations by economic activity (TOP-7) (percent of total)



Technological structure of fixed capital investment of small and medium organisations (percent of total)






SMALL AND MEDIUM-SIZED BUSINESS IN THE REPUBLIC OF BELARUS

2025

Volume of industrial production of small and medium business entities

Industry



For 2025 volume of industrial production of small and medium business entities was

BYN **47 180** mln

Share of small and medium business entities in the republican indicator for 2025

22.1%



small organisations

BYN **26 244** mln
percent of national total **12.3%**



medium organisations

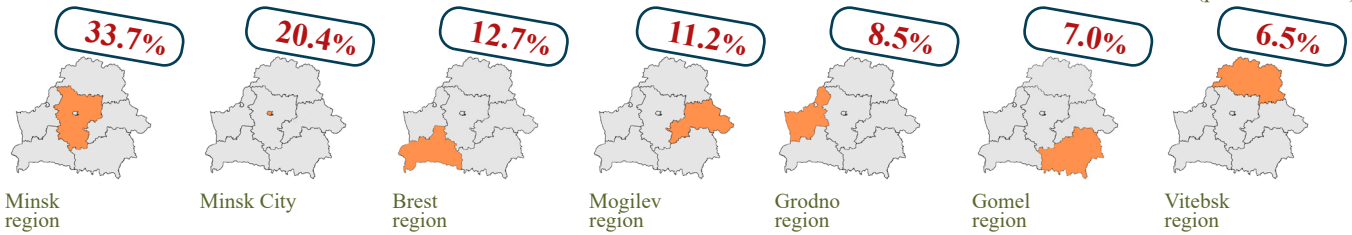
BYN **20 143** mln
percent of national total **9.4%**



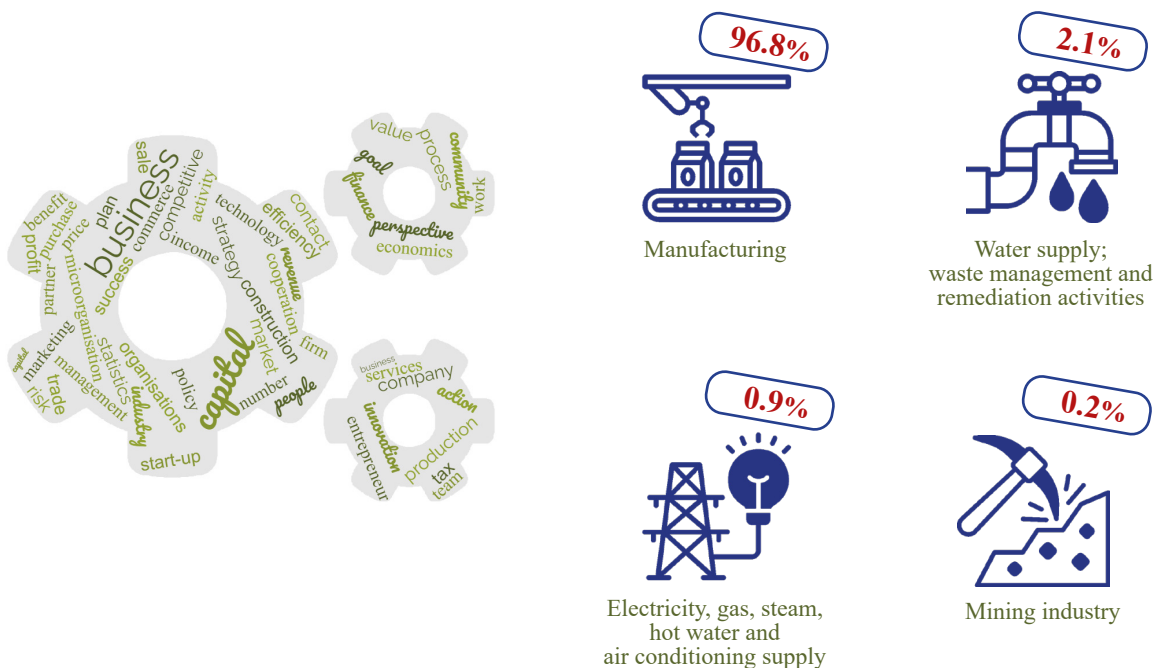
individual entrepreneurs

BYN **793** mln
percent of national total **0.4%**

Share of regions in the total volume of industrial production of small and medium business entities (percent of total)



Distribution of volume of industrial production of small and medium business entities by field of industry (percent of total)





SMALL AND MEDIUM-SIZED BUSINESS
IN THE REPUBLIC OF BELARUS

2025

Catering turnover of small and medium business entities

Catering



For 2025 catering turnover of small and medium business entities was

BYN 3 992 mln

Share of small and medium business entities in the republican indicator for 2025

53.6%

small organisations

BYN **3 262** mln
percent of national total **43.8%**

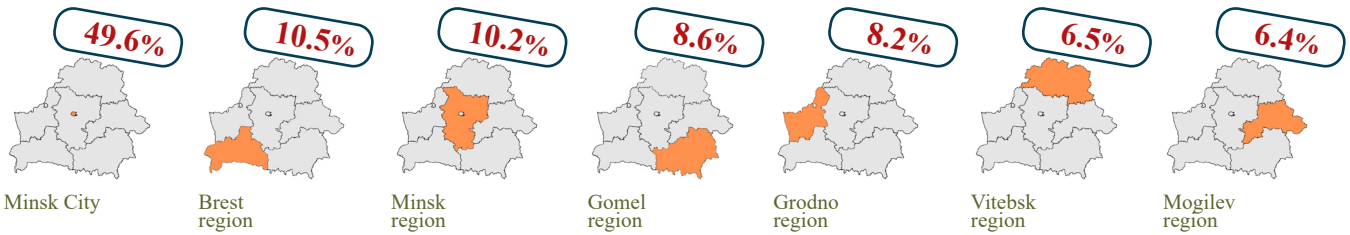
medium organisations

BYN **659** mln
percent of national total **8.9%**

individual entrepreneurs

BYN **71** mln
percent of national total **0.9%**

Share of regions in the total volume of catering turnover of small and medium business entities (percent of total)



Main catering facilities of small and medium business entities (end of year)





SMALL AND MEDIUM-SIZED BUSINESS
IN THE REPUBLIC OF BELARUS

2025

Foreign trade in goods of small and medium business entities

Foreign trade



For 2025 volume of foreign trade in goods of small and medium business entities was

USD **37 194** mln

Share of small and medium business entities in the republican indicator for 2025

41.4%



small organisations

USD **29 579** mln
percent of national total **32.9%**



medium organisations

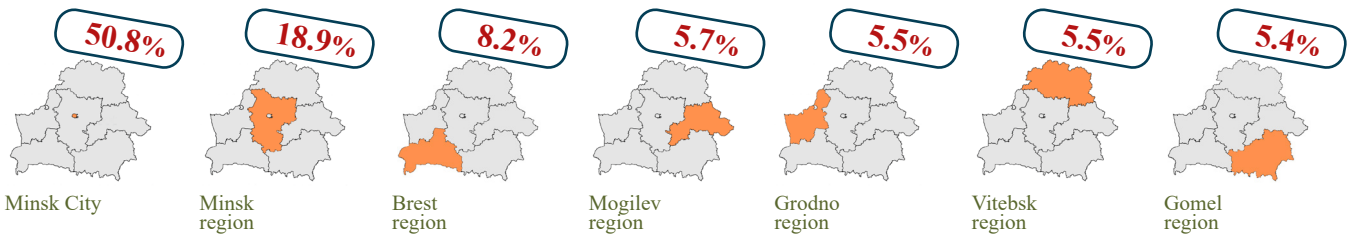
USD **7 523** mln
percent of national total **8.4%**



individual entrepreneurs

USD **92** mln
percent of national total **0.1%**

Share of regions in the total number of small and medium organisations exported and /or imported goods in 2025 (percent of total)



Exports and imports of goods, balance of foreign trade in goods of small and medium business entities

In 2025 volumes of export-import operations of small and medium business entities was registered with **184** world countries.

Goods were delivered to the markets of **129** states, products were imported from **177** countries.



USD **16 174** mln
39.0%
in exports
of the republic



USD **21 020** mln
43.4%
in imports
of the republic



-USD **4 846** mln

Additional information is posted:



Provided for information purposes.

When using the information the reference to the National Statistical Committee of the Republic of Belarus is mandatory.

Tel: +375 (17) 350 41 74
E-mail: sbs4@belstat.gov.by

Address:
12, Partizansky avenue,
220070, Minsk, Belarus