



STANDARDS OF LIVING OF POPULATION
(data of sample household living standards survey)


in Quarter II, 2025

LOW-INCOME POPULATION
(% of total population corresponding group)

REPUBLIC OF BELARUS

Proportion of the population with average per capita disposable resources below the minimum subsistence budget*

3.4%



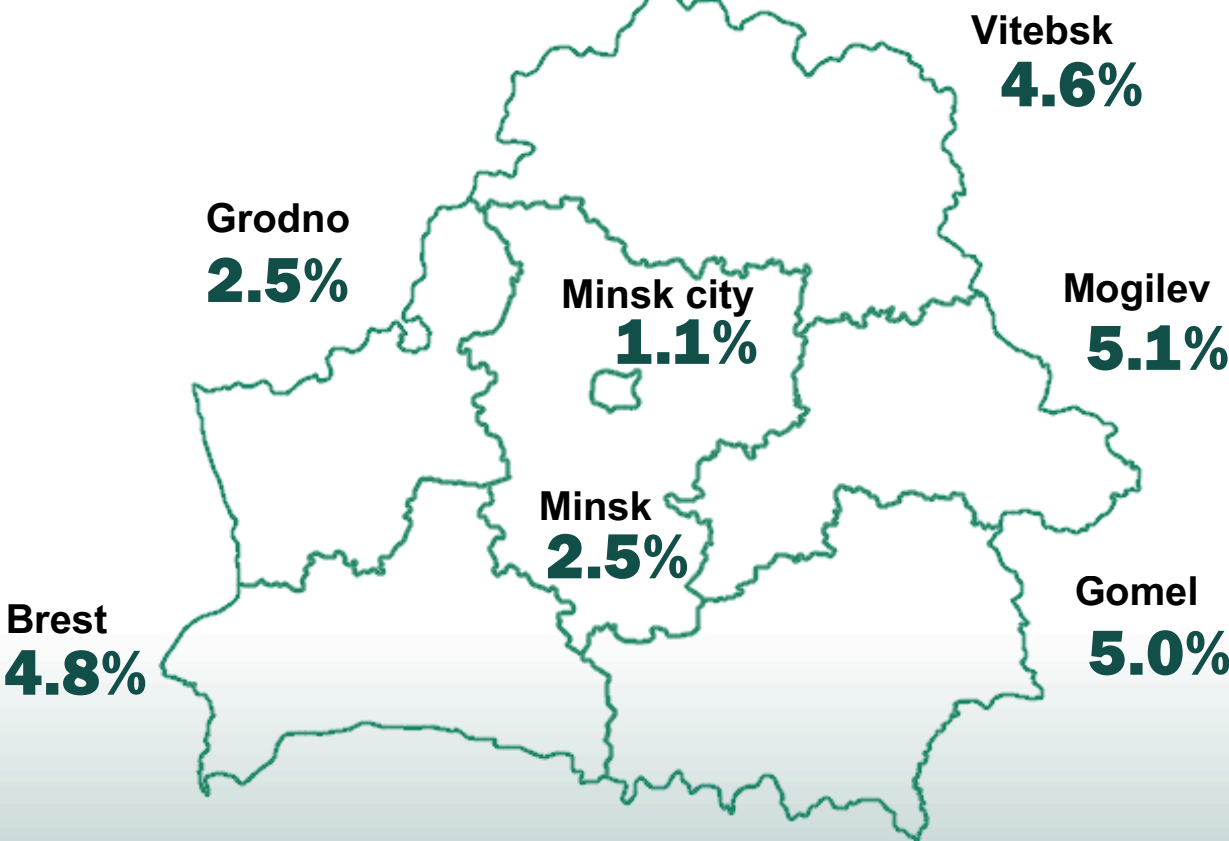
2.8%



5.6%

BY REGIONS AND MINSK CITY

(percent)



*Minimum subsistence budget – the value of the minimum set of food products, non-food goods and services plus compulsory payments and contributions (on average per capita).

MAIN GROUPS OF CONSUMPTION EXPENDITURE

(% of total consumption expenditure)



Food

38.4%




Services

24.6%



Non-food goods

34.6%



of which housing and utilities

6.0%

Current information is located:



Presented for information purposes.
When using the information the reference to the National Statistical Committee of the Republic of Belarus is mandatory.