



## ABOUT TOURISM IN THE REPUBLIC OF BELARUS

2025

## ORGANIZED TOURISM\*

Number of organisations engaged in tourist activities and excursion services, entities

Number of visitors served, thsd persons

Cost of paid tours, BYN mln

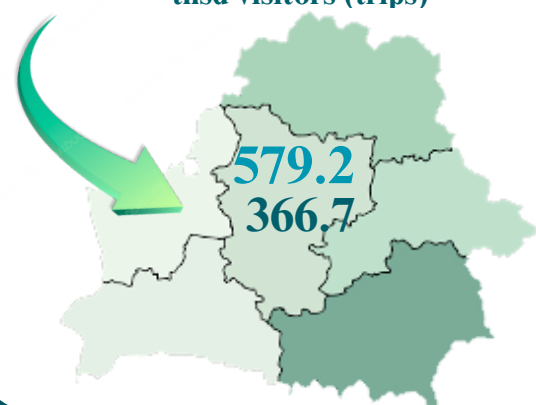
2025  
20241255  
11083528.1  
2711.22345.6  
1890.4

## Domestic tourism

2025  
20242212.5  
1726.5  
thsd visitors  
(trips):2025  
20242074.7  
1588.7  
thsd excursionists  
(one-day trips)2025  
2024137.8  
137.8  
thsd tourists  
(multi-day trips)

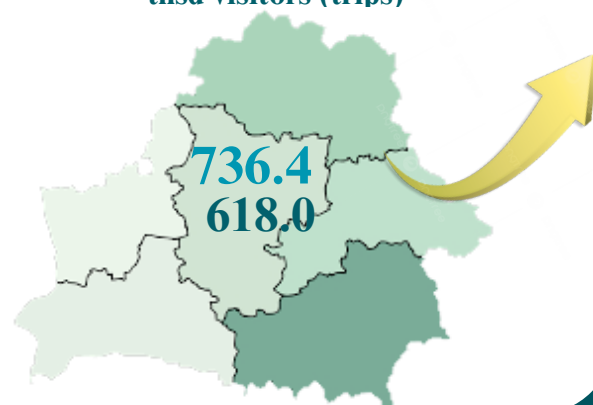
## Inbound tourism

thsd visitors (trips)

579.2  
366.72025  
2024

## Outbound tourism

thsd visitors (trips)

736.4  
618.0

\* Data on organized tourism for 2024 is provided without taking into account organisations provided excursion services

## ACCOMMODATION FACILITIES

Number of accommodation facilities



entities

Number of guests accommodated



thsd persons

Provided bed-days



thsd entities

Room capacity



rooms

Hotels and similar accommodation facilities

2025  
2024664  
6182688.3  
2468.56008.2  
5326.221 472  
20 127

Sanatorium, health resort, health improvement organisations and other specialized accommodation facilities

2025  
2024503  
4781114.0  
1100.09374.8  
9150.921 053  
20 908


## RURAL ECOTOURISM

(according to the Ministry of Taxes and Duties of the Republic of Belarus)

Number of facilities, entities

2025  
20241441  
1408

Number of tourists served, thsd persons

472.5  
427.6

Current information is located:

STATISTICAL  
DATABASESUSTAINABLE DEVELOPMENT  
GOALS IN BELARUSPresented for information purposes.  
When using the information, the reference  
to the National Statistical Committee of the Republic of Belarus is mandatory.