



# EMPLOYMENT IN THE REPUBLIC OF BELARUS

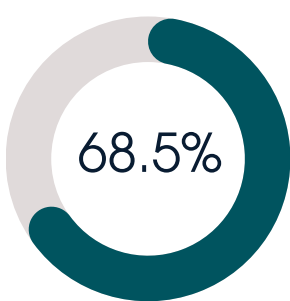
(based on data of the Labour Force Survey)

2025

## EMPLOYMENT RATE

(as a percentage of the population of the corresponding age and sex)

### the Republic of Belarus



among the population aged 15 - 74 years

gender

women

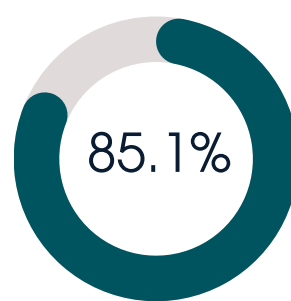


64.7%

men



72.8%



among the working-age population <sup>1)</sup>

gender

women



85.6%

men



84.5%

## UNEMPLOYMENT STRUCTURE

(as a percentage of the total)

### by place of residence



Rural

20.0%

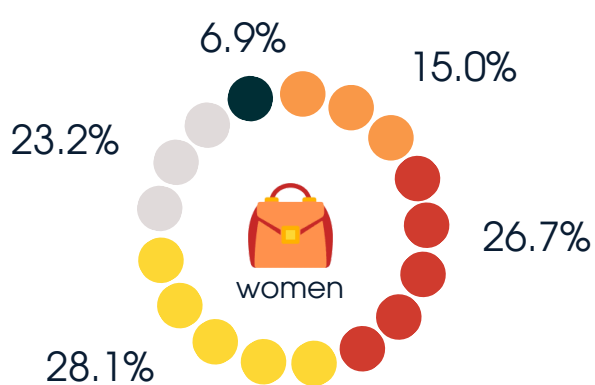


80.0%



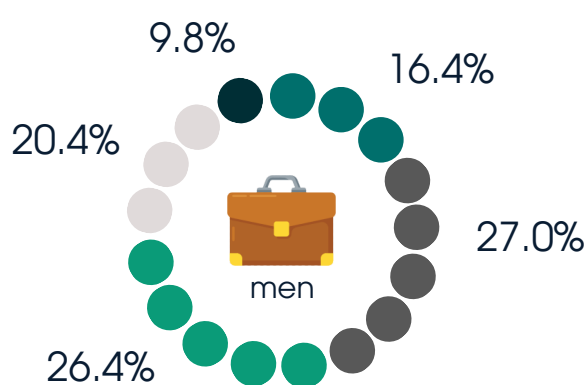
Urban

### by age



women

15 - 29 years 30 - 39 years 40 - 49 years 50 - 59 years 60 - 74 years



men

## That's interesting

42.5 года

average age of employment



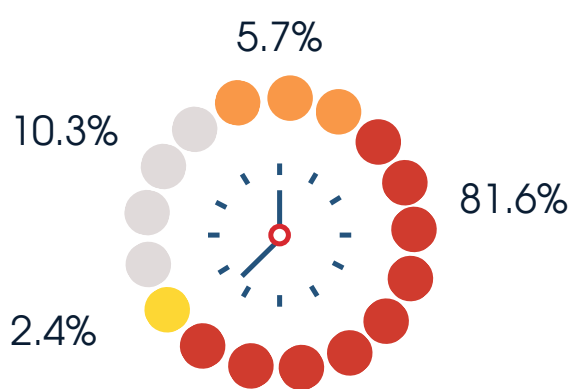
65.9%

employed, having additional work, - women

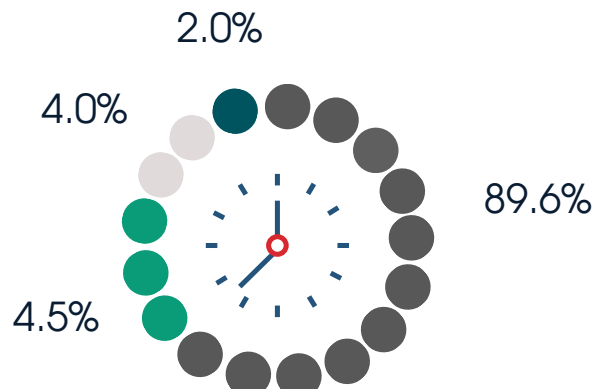
## EMPLOYMENT STRUCTURE

(as a percentage of the total)

### by actual hours worked



women



men

Up to 20 hours 21 - 40 hours 41 or more hours were temporarily absent

### by field of activity

#### service industry



men

women

#### production industry



men

women

## VOLUNTEER ACTIVITIES

(as a percentage of the total)

### by type of work performed



## THAT'S INTERESTING

46.9 years



average age of volunteer

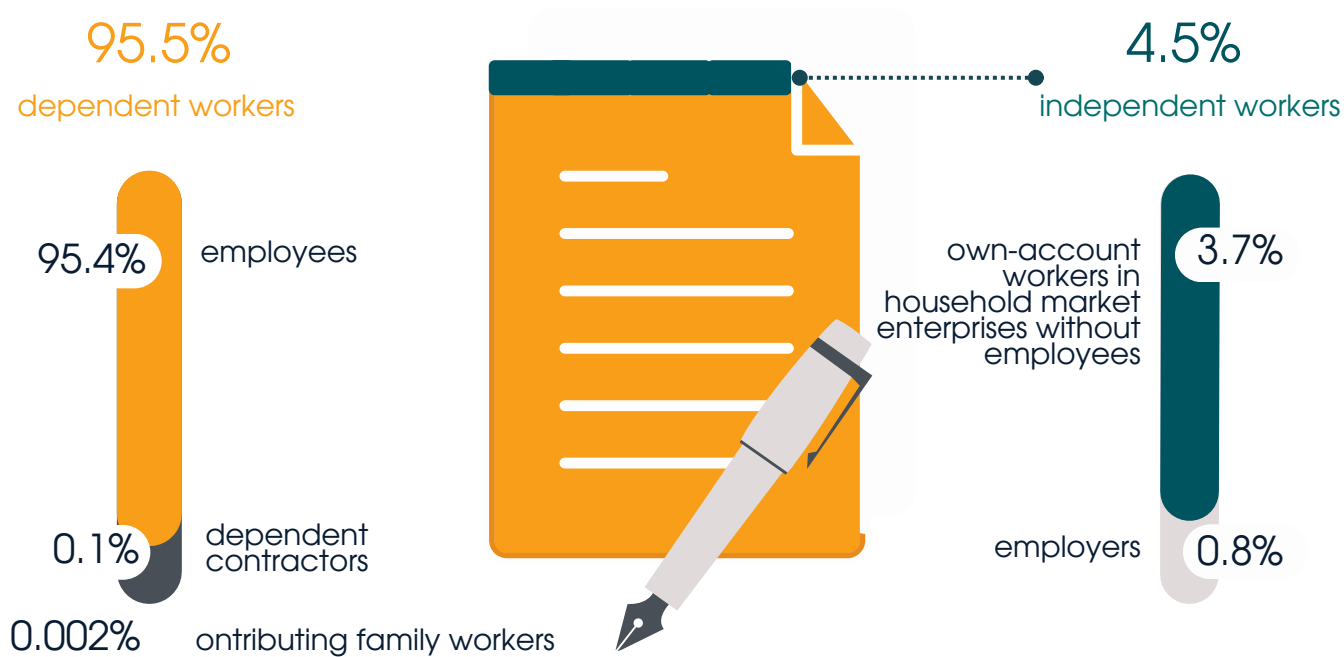
67.1%



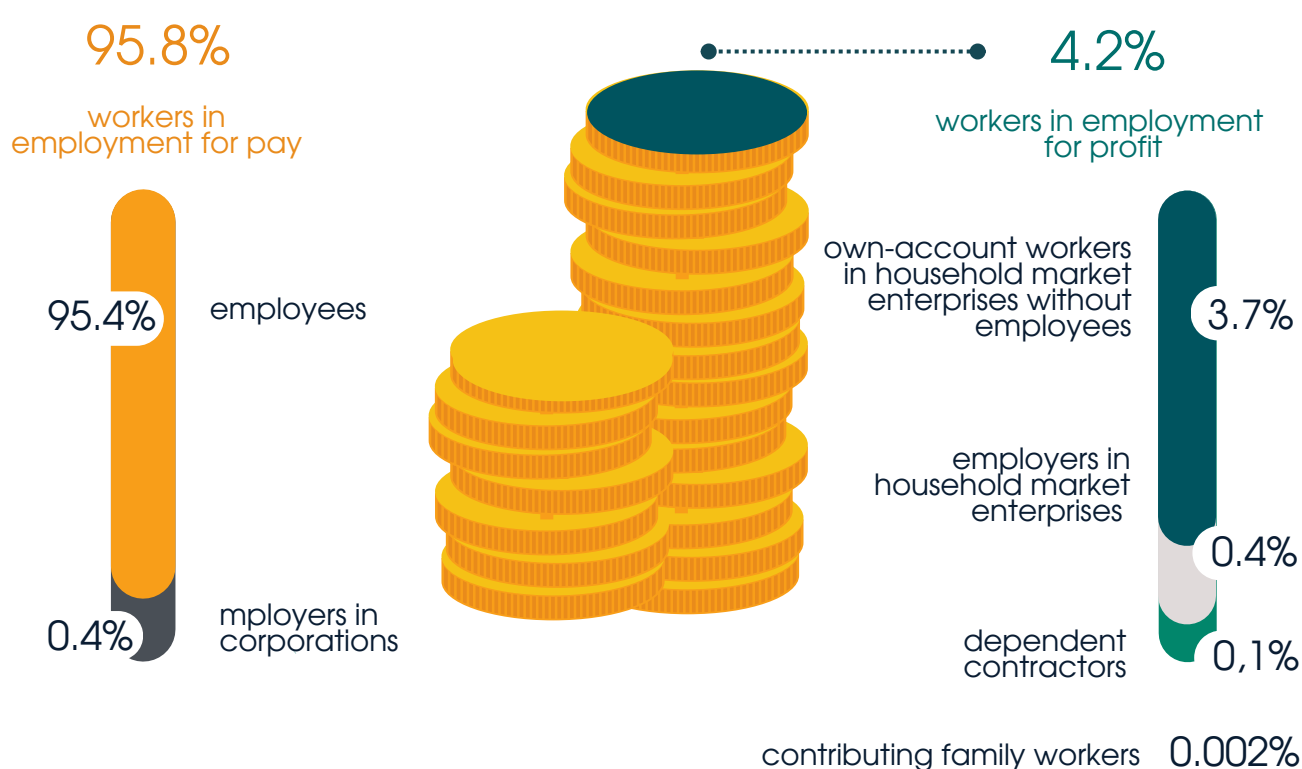
volunteers are employed in the labor market

## EMPLOYED PERSONS BY STATUS OF EMPLOYMENT ICSE-18

### According to type of authority (ICSE-18-A)



### According to type of economic risk (ICSE-18-R)



## WHO IS WHO?

### IICSE-18 – International Classification of Status in Employment

#### ICSE-18-A

**Type of authority** – describes the degree of control a worker has over the organization he/she works for, over his/her business and whether he/she can organise his/her work independently

#### ICSE-18-R

**Type of economic risk** – defined according to the level of worker's exposure to loss of financial or other personal resources in carrying out his/her activities and the degree of risk of not receiving remuneration for the work done

**Employers** employ workers on a permanent basis.

**Own-account workers** do not employ any persons engage any employees.

**Employees** work under an employment agreement (contract) regardless of its term.

**Dependent contractors** are self-employed persons who are not employees of the economic unit but have commercial contractual relations with it. They do not have a total control over the activities of the economic unit but depend on it as regards organisation and execution of the work, income, or access to the market.

**Contributing family workers** are individuals who work as helpers for an organisation owned by a relative.

# UNEMPLOYMENT RATE

(as a percentage of the labour force of the corresponding age and sex)

## the Republic of Belarus



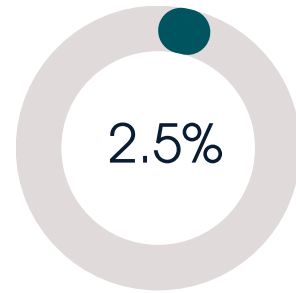
among the population aged 15 - 74 years

gender

women



men



among the working-age population<sup>1)</sup>

gender

women



men



# UNEMPLOYMENT STRUCTURE

(as a percentage of the total)

## by place of residence



Rural

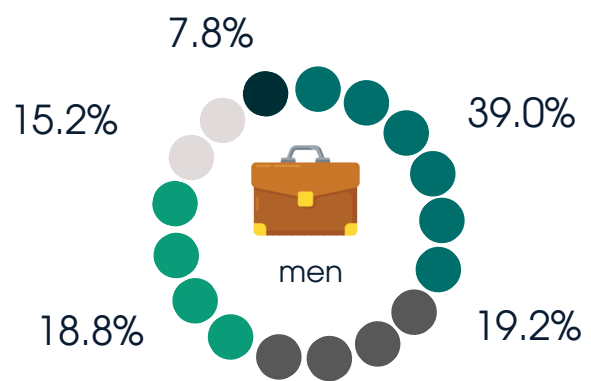
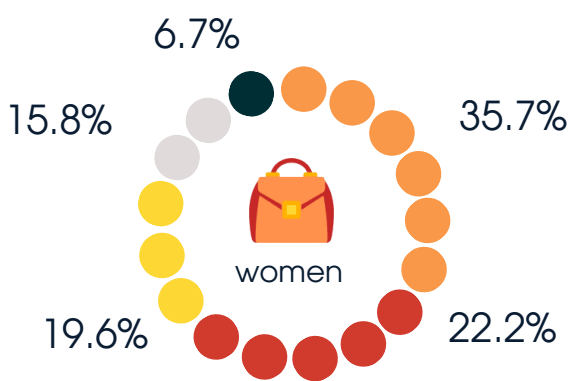
18.6%

81.4%



Urban

## by age



15 - 29 years 30 - 39 years 40 - 49 years 50 - 59 years 60 - 74 years

## by level of education

higher

secondary specialized

vocational-technical

general secondary

general basic (including general primary)

men



15.9%



16.3%



36.0%



25.7%



6.1%

women



28.0%



27.7%



16.8%



24.1%



3.4%

## THAT'S INTERESTING

36.8 years

the average age of the unemployed population

6.3 months

average time to find a job



<sup>1)</sup> women 16 - 63 лет, women 16-58 лет

<sup>2)</sup> provision of medical care, legal advice, conducting unpaid classes, training; assistance to schools, nurseries, kindergartens; organization of sports, cultural and other events; agricultural work

Current information is posted



Provided for informational purposes.  
When using the information the reference to the  
National Statistical Committee of the Republic of Belarus is mandatory