



HOUSEHOLD INCOMES AND CONSUMPTION (according to sample household living standards survey)

in 2025

2 817.2
BYN

disposable resources per household (per month)

MAIN GROUPS OF CONSUMPTION EXPENDITURE

(% of total consumption expenditure)

food

non-food goods

services



37.8%



35.5%



24.4%

HOUSEHOLD FOOD CONSUMPTION*

(annually per household member)

sugar and confectionery

bread and bakery products

fruits and berries

milk and dairy products

vegetables and cucurbits

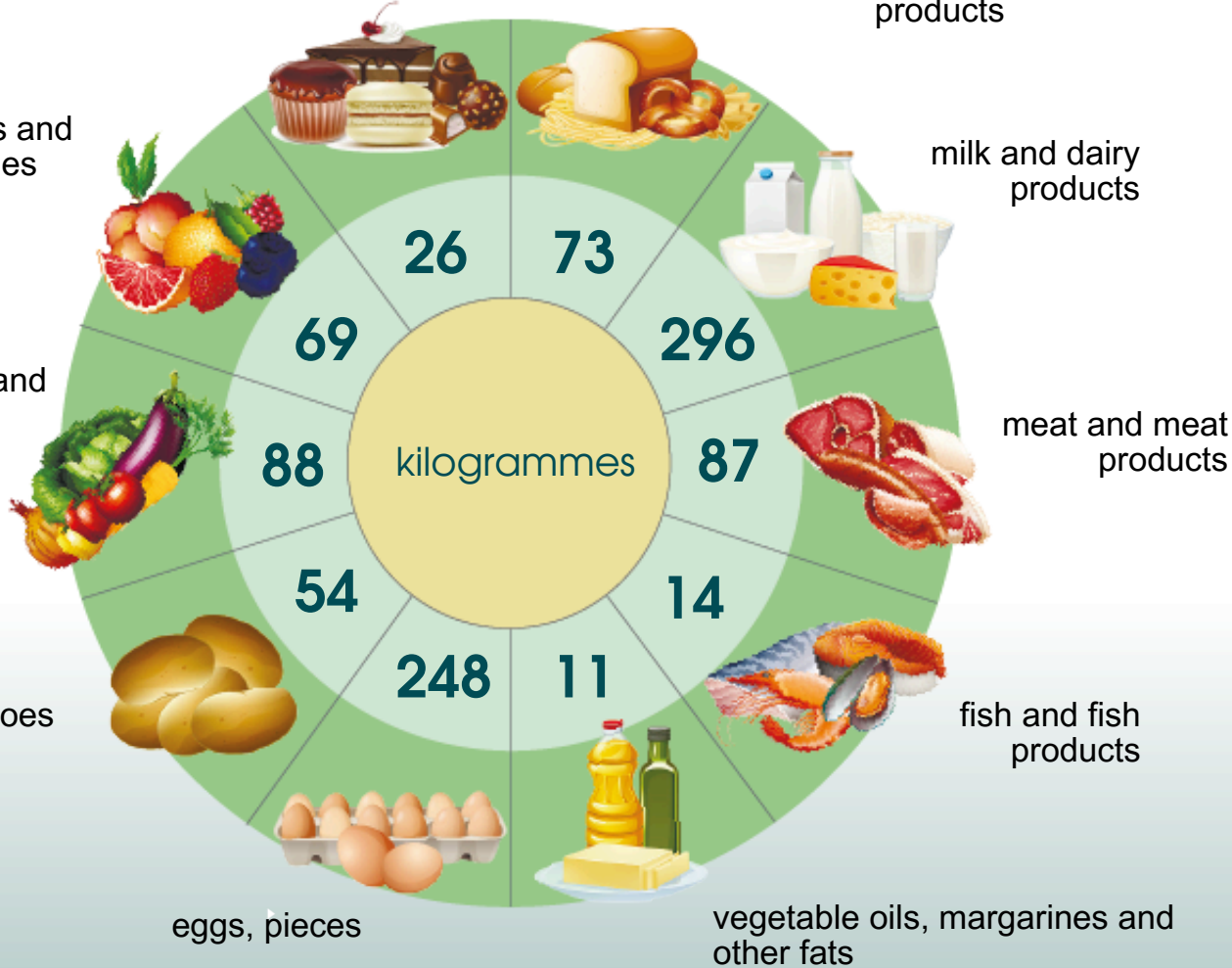
meat and meat products

potatoes

fish and fish products

eggs, pieces

vegetable oils, margarines and other fats



*Excluding products consumed in catering facilities.

AVAILABILITY OF AMENITIES IN OCCUPIED DWELLINGS OF HOUSEHOLDS

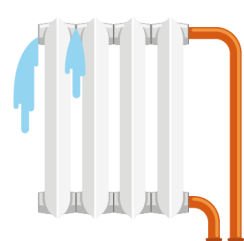
(% of total households)

central heating

hot water supply

piped water


sewerage



95.0%



95.5%



98.0%




97.5%

electric cooker

gas

bath or shower

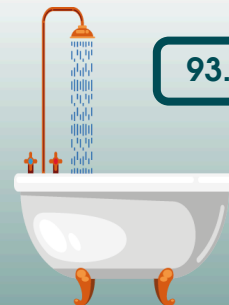
14.3%




85.9%



93.3%



Current information is located:



Presented for information purposes.
When using the information, the reference to the National Statistical Committee of the Republic of Belarus is mandatory.