

# Belarus 2019



## Sample & Survey Characteristics

Multiple Indicator  
Cluster Surveys



NATIONAL  
STATISTICAL  
COMMITTEE  
OF THE REPUBLIC  
OF BELARUS



for every child

### Response Rates



### Women age 15-49



### Men age 15-59



### Children under 5



### Children age 5-17



## Survey Implementation

**Implementing agency:**  
National Statistical Committee of the Republic of Belarus

**Sampling frame:**  
2009 Census of Population with the updated address layer

**Listing & mapping:**  
January 2019

**Interviewer training:**  
February 2019

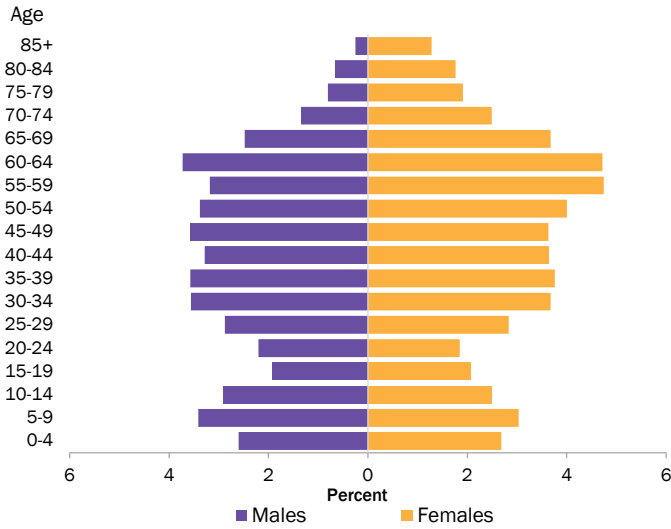
**Fieldwork:**  
March-June 2019

**Questionnaires:**  
Household  
Women age 15-49  
Men age 15-59  
Children under 5  
Children age 5-17

# Population Characteristics

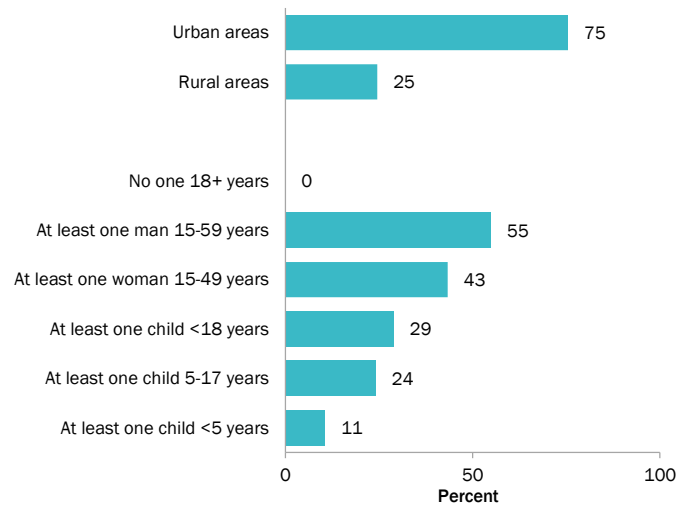
## Household Population Age & Sex Distribution

Percent distribution of household population by age group and sex



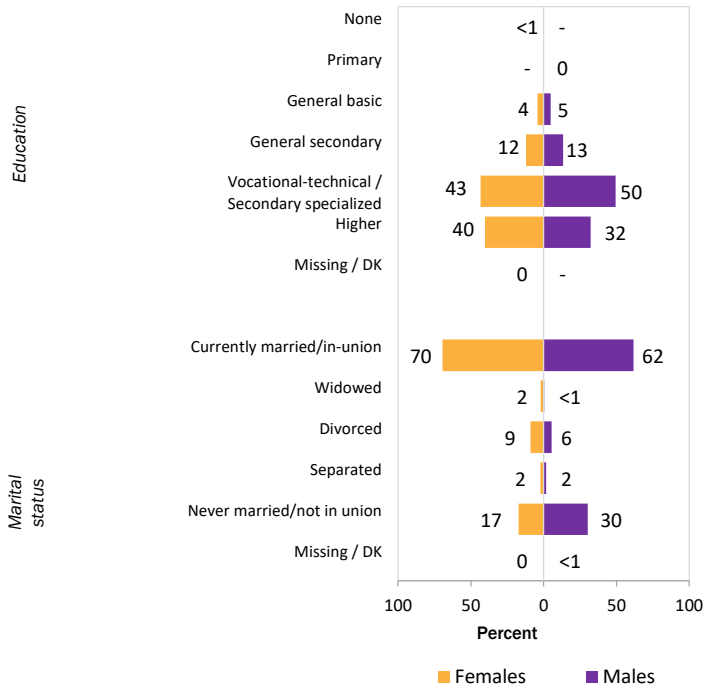
## Household Composition

Percent of households by selected characteristics



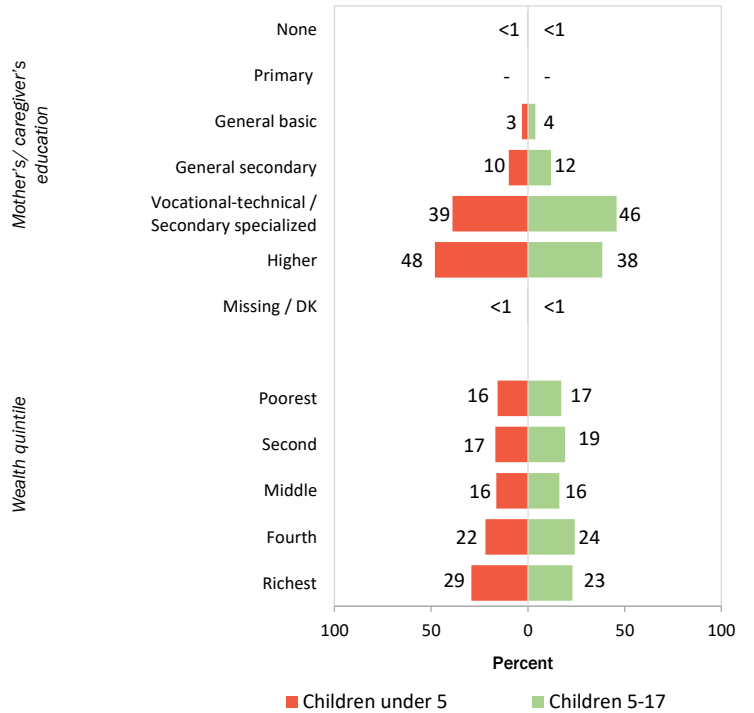
## Women & Men's Profile

Percent distribution of women and men age 15-49 by background characteristics



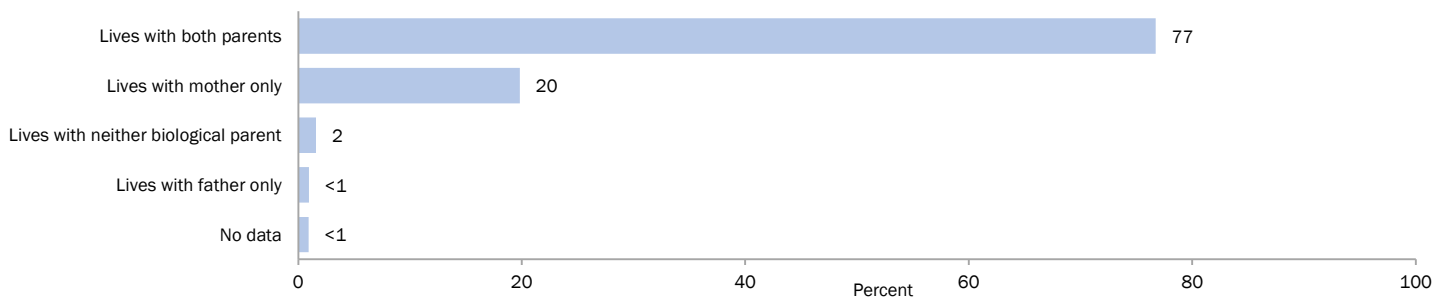
## Children's Profile

Percent distribution of children age 5-17 and under-five by background characteristics



## Children's Living Arrangements

Percent distribution of children age 0-17 years according to living arrangements



## Regional Distribution of Population (percent)

Region	Households	Women	Men	Children under 5	Children 5-17
<b>Belarus</b>	100	100	100	100	100
Brest	15	14	14	16	17
Vitebsk	13	12	12	12	11
Gomel	15	14	15	13	14
Grodno	11	12	13	11	12
Minsk City	19	21	22	22	20
Minsk	15	15	14	15	15
Mogilev	12	11	11	11	11

## Key Messages

- The number of households living at the selected addresses was 8888; of them, 8668 households were interviewed successfully (the response rate was 98 percent).
- The response rate for children aged 5-17 years and children under 5 years was 98 percent.
- The response rate among men was lower (87 percent) than among women (96 percent).
- About one-third of the households (29 percent) had, at least, one child aged 0-17 years, and 11 percent of the households had, at least, one child under 5 years of age.
- 70 percent of women aged 15-49 years were married or lived in cohabitation.
- 62 percent of men aged 15-49 years were married or lived in cohabitation.
- Among the respondents, 40 percent of women aged 15-49 years and 32 percent of men aged 15-49 years had higher education, and 43 percent of women and 50 percent of men had vocational or secondary special education.
- 48 percent of mothers (caregivers) rearing children under 5 years of age had higher education, 39 percent had vocational or secondary special education.
- 38 percent of mothers (caregivers) rearing children aged 5-17 years had higher education, and 46 percent had vocational education.
- Three out of four children (77 percent) lived with both parents. 2 percent of children aged 0-17 years lived with neither biological parent.



NATIONAL  
STATISTICAL COMMITTEE  
OF THE REPUBLIC OF BELARUS



Co-financed by  
the European Union



WORLD BANK GROUP



WITH THE FINANCIAL  
SUPPORT OF THE  
GOVERNMENT OF THE  
RUSSIAN FEDERATION

unicef   
for every child

The Belarus Multiple Indicator Cluster Survey (MICS) was carried out in 2019 by the National Statistical Committee of the Republic of Belarus as part of the global MICS programme. Technical support was provided by the United Nations Children's Fund (UNICEF) while financial support was provided by UNICEF, European Union, the World Bank, Russian Federation and the United Nations Office on Drugs and Crime.

The objective of this snapshot is to disseminate selected findings from the Belarus MICS 2019 related to Survey and Sample Characteristics. Data from this snapshot can be found in table SR. 1.1, SR.3.1, SR.4.1, SR.5.1W, SR.5.1M-Ssp, SR.5.2, SR.5.3 and SR.11.1 in the Survey Findings Report.

Further statistical snapshots and the Survey Findings Report for this and other surveys are available on [belstat.gov.by](http://belstat.gov.by) and [mics.unicef.org/surveys](http://mics.unicef.org/surveys).