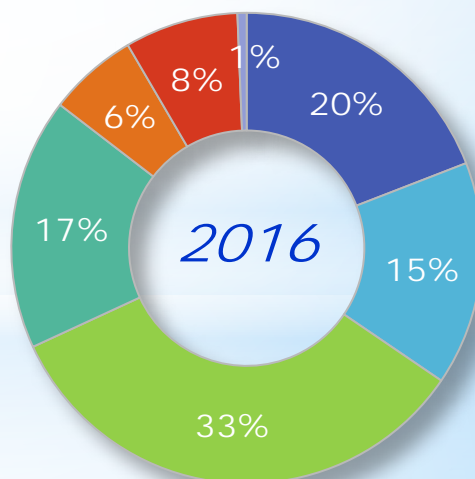
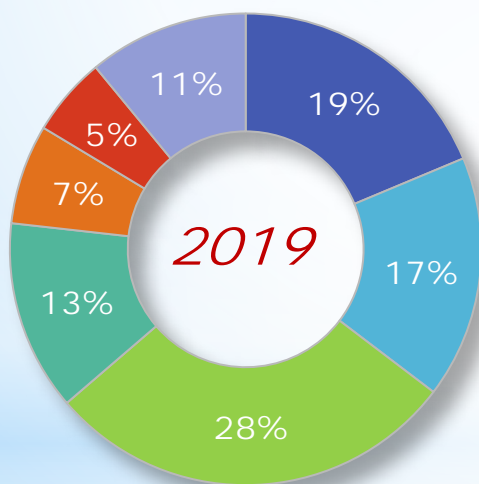


# Satellite Account for Education and Training


An experimental Satellite Account for Education and Training for 2019 has been constructed, allowing for the presentation of more detailed information on expenditure related to education and vocational training and disaggregation of expenditure by institutional sectors.

## Education and training output by education and training purpose

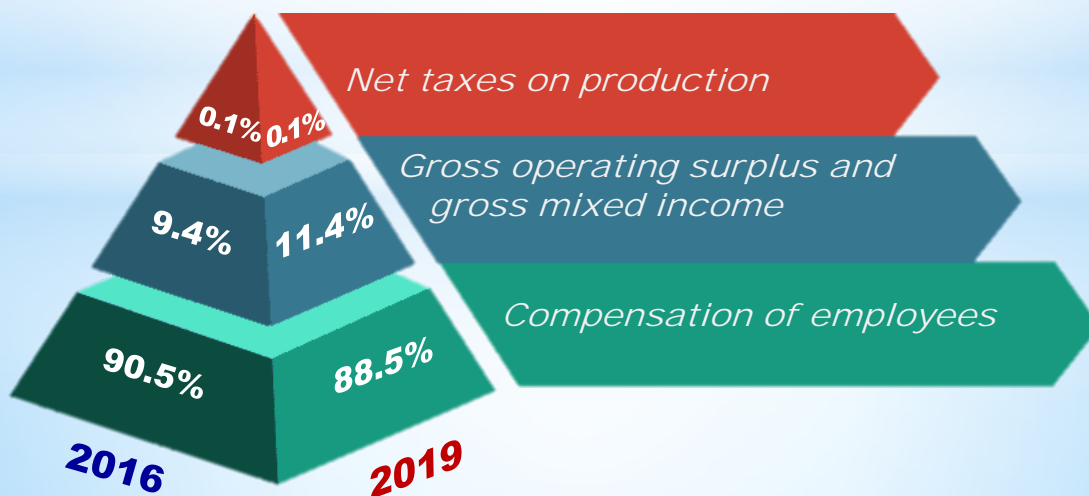


- Pre-primary education
- Primary education
- Secondary education
- Higher education
- Cultural, sports and recreation education
- Other education and vocational training
- In-house training

## Education and training expenditure by sector



## Structure of Education gross value added



# Distribution of household expenditure on education and training

## Pre-primary education



2016 – 21.4%  
2019 – 18.4%

## Primary education



2016 – 2.6%  
2019 – 0.8%

## Secondary education



2016 – 18.1%  
2019 – 18.7%

## Higher education



2016 – 27.7%  
2019 – 27.0%

## Cultural, sports and recreation education



2016 – 5.5%  
2019 – 7.4%

## Other education and vocational training



2016 – 24.7%  
2019 – 27.7%

