

EMPLOYMENT IN THE REPUBLIC OF BELARUS IN 2022

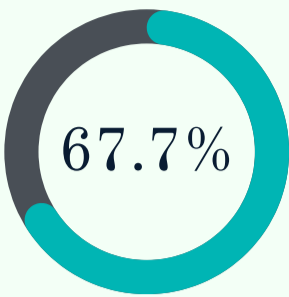
based on data of the Labour Force Survey



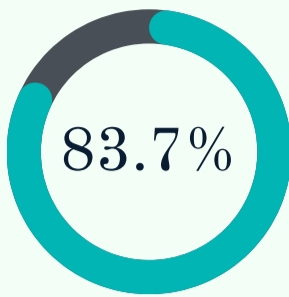
EMPLOYMENT RATE



(as a percentage of the population of the corresponding age and sex)



in the population aged
15 to 74 years



among the working-
age population

among the population
aged 15 - 74 years



63.9%




72.1%

among the working-age
population



84.5%



83.0%

EMPLOYMENT STRUCTURE



by place of residence
(as a percentage of the total)



21.0%



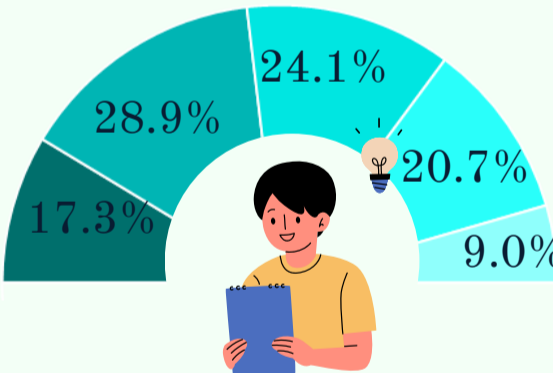
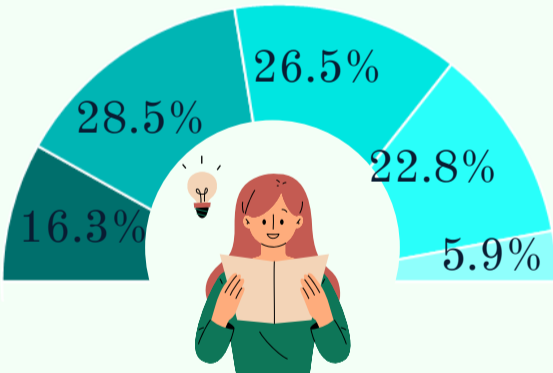
79.0%



rural population

urban population

by age
(as a percentage of the total)



15 - 29 years 30 - 39 years 40 - 49 years 50 - 59 years 60 - 74 years

by level of education
(as a percentage of the total)



higher secondary specialized vocational-technical
general secondary general basic (including general primary)

THAT'S INTERESTING



41.9 years

average age of
employment

66.2%

employed, having
additional work, -

women



EMPLOYMENT IN THE REPUBLIC OF BELARUS IN 2022

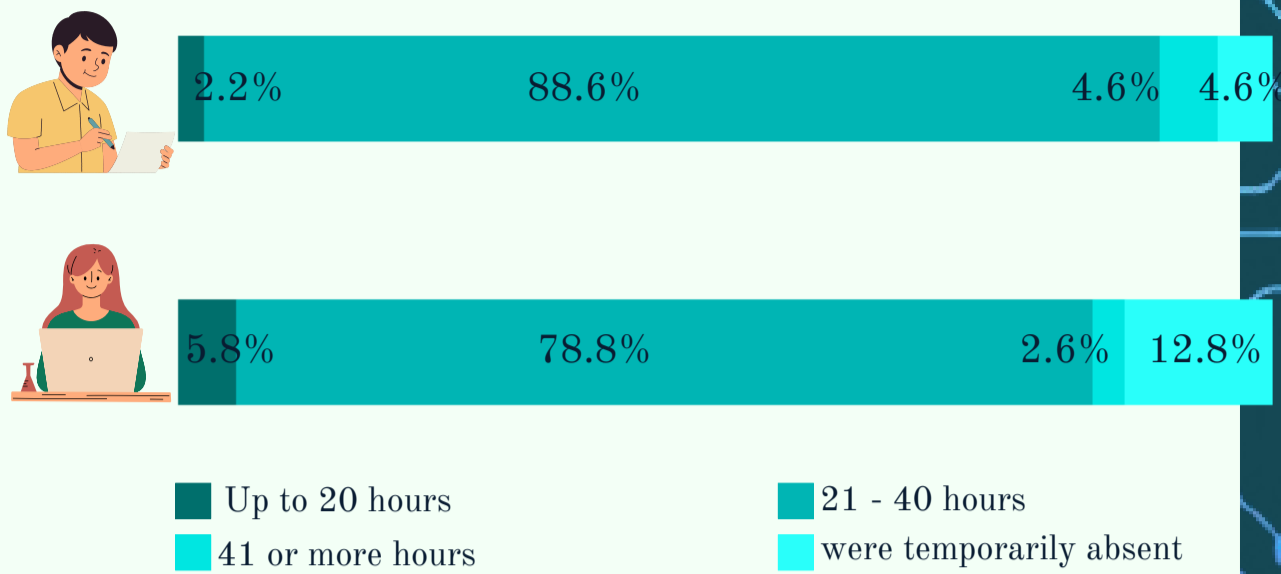
based on data of the Labour Force Survey



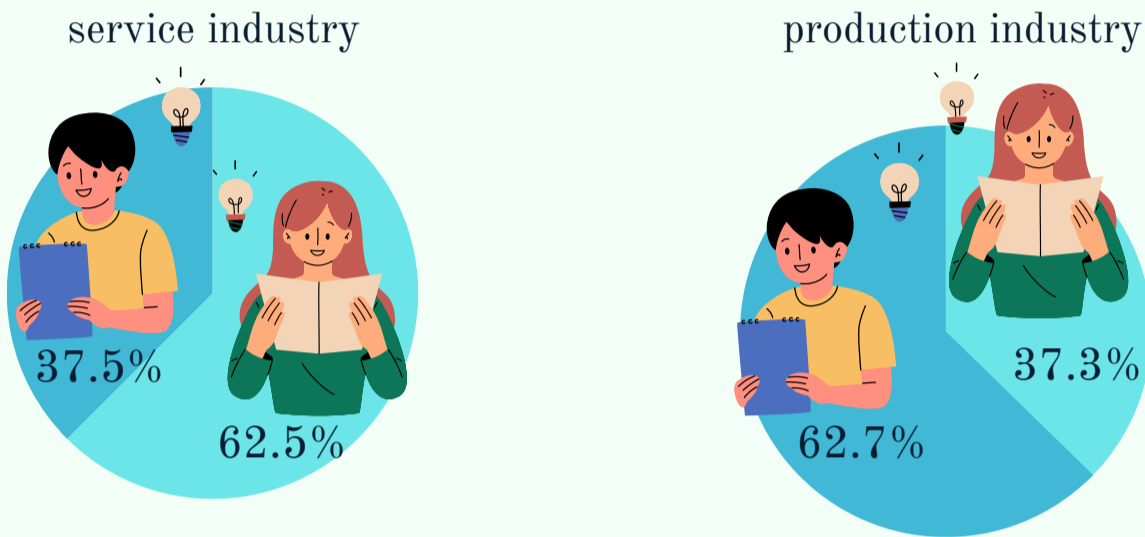
EMPLOYMENT STRUCTURE



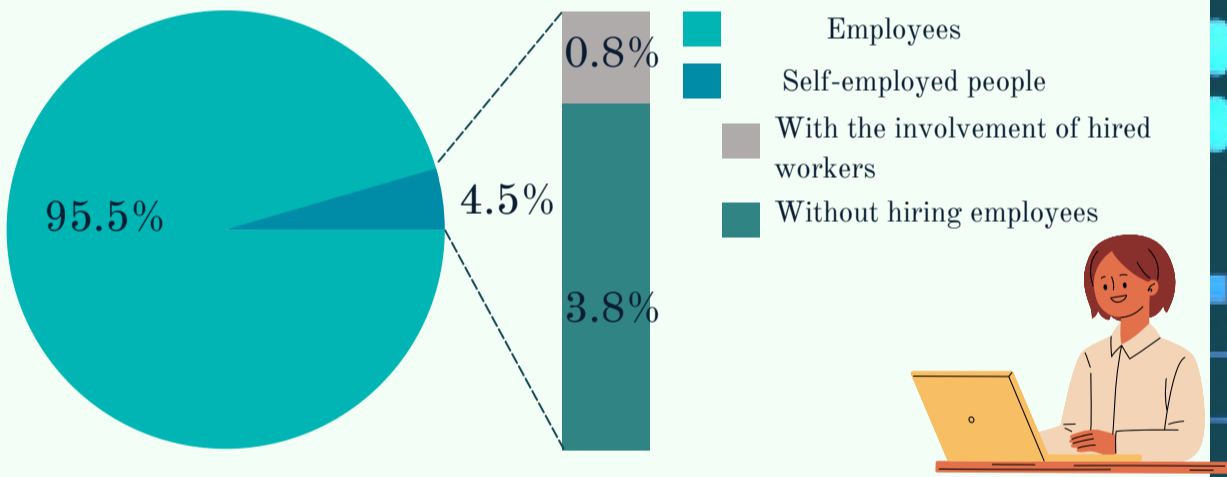
by actual hours worked
(as a percentage of the total)



by gender and field of activity
(as a percentage of the total)



Employed population by employment status
(as a percentage of the total)



VOLUNTEER ACTIVITIES IN 2022

based on data of the Labour Force Survey



by type of work performed
(as a percentage of the total)



THAT'S INTERESTING



46.4 year

average age of
volunteer

68.1%

volunteers are
employed in the
labor market



IN THE REPUBLIC OF BELARUS IN 2022

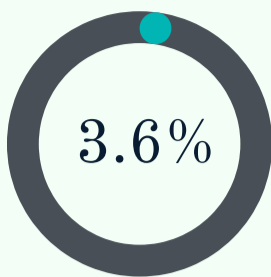
based on data of the Labour Force Survey



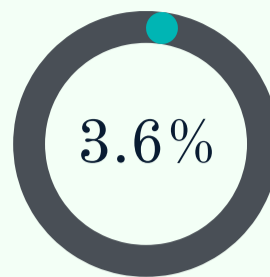
UNEMPLOYMENT RATE



(as a percentage of the population of the corresponding age and sex)



among the
population aged
15 - 74 years



among the working-
age population

among the population aged
15 - 74 years



2.9%

4.2%

among the working-age
population



2.8%

4.2%

UNEMPLOYMENT STRUCTURE



by place of residence
(as a percentage of the total)



19.2%



80.8%

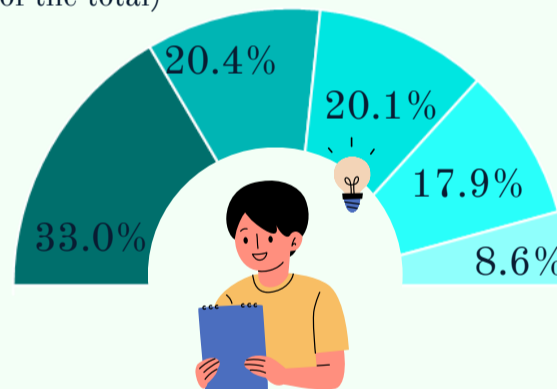
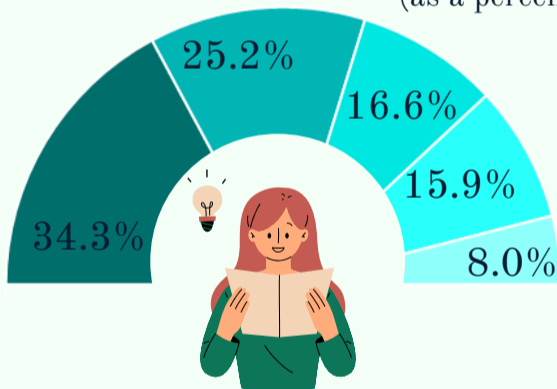


rural population

urban population

by age

(as a percentage of the total)



15 - 29 years 30 - 39 years 40 - 49 years 50 - 59 years 60 - 74 years

by level of education
(as a percentage of the total)



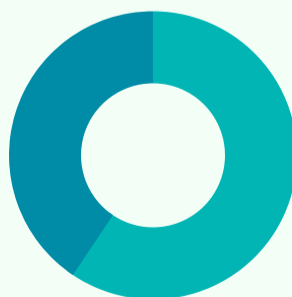
higher secondary specialized vocational-technical
general secondary general basic (including general primary)

by sex

(as a percentage of the total)



40.6%



59.4%



THAT'S INTERESTING.



38.2 years

the average age of
the unemployed
population

7.0 months

average time to
find a job

