

## Top-7 economic activities

based on average number of employees of organisations



Industry		Number of organisations	Average number of employees of organisations, persons	Nominal gross average monthly earnings, BYN	Revenue from sales of products, goods, works and services, BYN mln
	total	15 411	263 068	1 466.6	38 479.5
	medium	550	89 849	1 631.5	15 686.1
	small	3 150	125 322	1 470.0	18 266.6
	micro	11 711	47 897	1 078.9	4 526.8

### Wholesale and retail trade; repair of motor vehicles and motorcycles



total	39 069	239 554	1 478.2	98 066.7
medium	258	41 294	1 738.2	13 765.1
small	2 587	87 786	1 722.3	41 438.3
micro	36 224	110 474	1 164.1	42 863.3

### Agriculture, forestry and fishing



total	5 274	130 915	1 067.0	7 788.4
medium	600	98 669	1 085.4	5 693.7
small	391	22 794	1 071.4	1 470.9
micro	4 283	9 452	755.5	623.8

### Construction



total	8 153	104 272	1 376.6	7 710.8
medium	208	29 771	1 542.8	2 382.1
small	1 305	50 147	1 385.4	3 876.6
micro	6 640	24 354	1 069.3	1 452.0

### Transportation, storage, postal and courier activities



total	10 572	72 175	1 164.3	6 371.5
medium	82	12 419	1 597.8	1 222.5
small	886	27 728	1 203.1	2 717.8
micro	9 604	32 028	904.6	2 431.2

### Information and communication



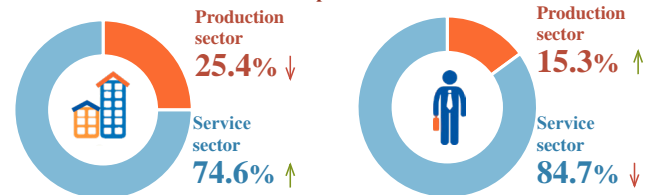
total	4 410	59 157	4 909.2	6 809.0
medium	132	19 206	5 822.0	2 443.6
small	724	27 768	5 069.1	3 268.9
micro	3 554	12 183	2 955.4	1 096.5

### Professional, scientific and technical activities



total	6 426	56 180	1 977.6	4 016.8
medium	99	15 266	2 234.9	1 216.1
small	617	22 166	2 204.0	1 621.3
micro	5 710	18 748	1 456.4	1 179.4

### Sectoral structure of the number of organisations and the number of individual entrepreneurs



The leaflet presents data on the key economic indicators of small and medium-sized business in the Republic of Belarus for 2022 (data for individual indicators are provisional and can be refined later on).

Small business entities (*micro- and small organisations and individual entrepreneurs*) and medium business entities (*medium organisations*) are defined in accordance with the Law of the Republic of Belarus of July 1, 2010 "On the support to small and medium-sized business".

More detailed statistics on the activities of the small and medium business entities and methodological explanations for statistical indicators are available in the **Information and analytical system of dissemination of official statistical information** ([www.dataportal.belstat.gov.by](http://www.dataportal.belstat.gov.by)).

#### Trend:

↑ increase over 2021

↓ decrease over 2021

→ unchanged over 2021

#### Infographics:



data on micro, small and medium organisations



data on individual entrepreneurs



data on micro, small and medium organisations and individual entrepreneurs



share of small and medium business entities, % of the regional (Minsk City) level

#### Major abbreviations:

IE - individual entrepreneurs  
p.p. - percentage points

thsd - thousand  
mln - million  
bn - billion

BYN - Belarusian ruble  
USD - United States dollar

In several cases insignificant discrepancies between the total and the sums of data should be assigned to data rounding.

Responsible for the issue: A.S.Snetkov  
12, Partizansky avenue, 220070, Minsk, Belarus  
tel: +375 17 300-71-94

Printed by: RUE "Information and Computing center of the National Statistical Committee of the Republic of Belarus"  
LP № 023330/10 dated 28.10.2013

12a-8a, Partizansky avenue, 220070, Minsk, Belarus  
tel: +375 17 378-87-18, +375 17 379-70-32, fax: +375 17 378-52-11  
[www.ivcstat.by](http://www.ivcstat.by)

Print run: 12 copies

ISBN 978-985-7307-40-1

©National Statistical Committee of the Republic of Belarus, 2023

e-mail: [belstat@belstat.gov.by](mailto:belstat@belstat.gov.by)  
[www.belstat.gov.by](http://www.belstat.gov.by)



National Statistical Committee of the Republic of Belarus

## Small and medium-sized business in the Republic of Belarus

### 2022 in figures

#### Idea



28.8 ↓ Share in gross value added, %

113 355 ↑ Number of legal entities

262 798 ↓ Number of individual entrepreneurs


#### Team



1 092.6 ↓ Average number of employees of organisations, thsd

1 673.5 ↑ Nominal gross average monthly earnings of employees of organisations, BYN

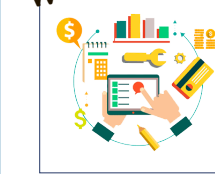
#### Strategy



204.7 ↑ Revenue from sales of products, goods, works and services, BYN bn

33.6 ↑ Volume of industrial production, BYN bn

#### Work



10.4 ↓ Fixed capital investment, BYN bn

21.6 ↑ Retail turnover, BYN bn

2.1 ↑ Catering turnover, BYN bn

#### Business success



99.2 ↑ Wholesale turnover, BYN bn

34.0 ↓ Volume of foreign trade in goods, USD bn



