



**NATIONAL STATISTICAL COMMITTEE OF
THE REPUBLIC OF BELARUS**

**TOURISM AND TOURIST RESOURCES
IN THE REPUBLIC OF BELARUS**

Short data book

MINSK

2021

EDITORIAL BOARD:

I.V.Medvedeva – chair

E.I.Kukharevich, Zh.N.Vasilevskaya, O.A.Dovnar, T.V.Tarasiuk, T.V.Lapkovskaya,

I.A.Mazaïskaya, E.M.Palkovskaya, I.G.Chigireva

The short data book presents information on tourism development in the Republic of Belarus. There are data on international tourist flows, activities of travel agencies and collective accommodation facilities, development of rural ecotourism.

The data published in the short data book are based on the official statistical information as well as data from administrative sources.

The data on number of inbound visits to Belarus and outbound visits from Belarus is provided including the citizens crossing the Belarusian-Russian section of the border.

The information on rural ecotourism is provided according to the data of the Tax and Duties Ministry of the Republic of Belarus.

The information on foreign trade in services is based on the balance of payments methodology, provided by the National Bank of the Republic of Belarus.

In some cases data for 2020 are preliminary and may be revised in further issues.

In certain cases insignificant discrepancy between the total and the sum of its components is explained by data rounding.

A short glossary of statistical terms is available on the official website of Belstat at <https://www.belstat.gov.by/metodologiya/kratkiy-glossariy-statisticheskikh-terminov/> (in Russian only).

Methodologies of calculation inbound and outbound tourist flows are available on the official website of Belstat at [http:// www.belstat.gov.by/metodologiya/metodiki-po-formirovaniyu](http://www.belstat.gov.by/metodologiya/metodiki-po-formirovaniyu) (in Russian only).

Abbreviations:

BYN – Belarusian ruble

USD – United States dollar

thsd – thousand

mln – million

ISBN 978-985-7241-43-9

© National statistical committee
of the Republic of Belarus, 2021
E-mail: belstat@belstat.gov.by
<http://www.belstat.gov.by>

© State committee on Property
of the Republic of Belarus, 2021

CONTENTS

CONTENTS		Page
1. Tourism sector in the Republic of Belarus in 2020		6
2. Main indicators of tourism development		7
3. International tourist flows		
3.1. Inbound visits to Belarus		9
3.2. Outbound visits from Belarus		9
3.3. Structure of international tourist flows		9
3.4. Exports and imports of services under the item «Travel»		10
3.5. Structure of exports and imports of services under the item «Travel»		10
4. Organized tourism		
4.1. Main indicators of organisations engaged in tourism activities		11
4.2. Distribution of tourists and excursionists served by organisations engaged in tourism activities by form of tourism		12
4.3. Organisations engaged in tourism activities and number of tourists and excursionists served by organisations engaged in tourism activities by regions and Minsk city in 2020		12
4.4. Number of inbound tourists and excursionists by country of usual residence		13
4.5. Distribution of inbound tourists and excursionists by region of usual residence		13
4.6. Distribution of inbound tourists and excursionists from EU countries by country of residence		14
4.7. Distribution of inbound tourists and excursionists from other countries by country of residence in 2020		14
4.8. Number of outbound tourists and excursionists – nationals of the Republic of Belarus by country		15
4.9. Distribution of outbound tourists and excursionists – nationals of the Republic of Belarus by regions of the world		15
4.10. Distribution of outbound tourists and excursionists – nationals of the Republic of Belarus by EU country		16
4.11. Distribution of outbound tourists and excursionists – nationals of the Republic of Belarus by other countries of the world in 2020		16

5. Accommodation facilities

5.1. Collective accommodation facilities

5.1.1.	Main indicators of collective accommodation facilities	17
5.1.2.	Guests accommodated in collective accommodation facilities by region of usual residence	18
5.1.3.	Distribution of guests accommodated in collective accommodation facilities by region of usual residence	18

5.2. Hotels and similar accommodation facilities

5.2.1.	Information on hotels and similar accommodation facilities	19
5.2.2.	Distribution of hotels, hotel complexes and tourism and hotel complexes according to star category	19
5.2.3.	Guests accommodated in hotels and similar accommodation facilities by region of usual residence	19
5.2.4.	Distribution of guests accommodated in hotels and similar accommodation facilities by region of usual residence	20
5.2.5.	Distribution of guests accommodated in hotels and similar accommodation facilities by duration of stay in 2020	20
5.2.6.	Hotels and similar accommodation facilities by regions and Minsk city	21
5.2.7.	Hotels and similar accommodation facilities capacity by regions and Minsk city	21
5.2.8.	Number of guests and average room occupancy of hotels and similar accommodation facilities by regions and Minsk city in 2020	22

5.3. Specialized accommodation facilities

5.3.1.	Information on sanatorium, health resort, health improvement organisations and other specialized accommodation facilities	23
5.3.2.	Guests accommodated in sanatorium, health resort, health improvement organisations and other specialized accommodation facilities by type	23
5.3.3.	Distribution of sanatorium, health resort, health improvement organisations and other specialized accommodation facilities by type in 2020	24
5.3.4.	Distribution of guests accommodated in sanatorium, health resort, health improvement organisations and other specialized accommodation facilities by type in 2020	24
5.3.5.	Guests accommodated in sanatorium, health resort, health improvement organisations and other specialized accommodation facilities by region of usual residence	24
5.3.6.	Distribution of guests accommodated in sanatorium, health resort, health improvement organisations and other specialized accommodation facilities by region of usual residence	25

CONTENTS

5.3.7.	Distribution of guests accommodated in sanatorium, health resort, health improvement organisations and other specialized accommodation facilities by duration of stay in 2020	25
5.3.8.	Number of sanatorium, health resort, health improvement organisations and other specialized accommodation facilities by regions and Minsk city	26
5.3.9.	Number of bed-places in sanatorium, health resort, health improvement organisations and other specialized accommodation facilities by regions and Minsk city	26
5.3.10.	Guests accommodated in sanatorium, health resort, health improvement organisations and other specialized accommodation facilities by regions and Minsk city	27
5.3.11.	Distribution of guests accommodated in sanatorium, health resort, health improvement organisations and other specialized accommodation facilities by region of usual residence in 2020	27
5.4. Accommodation facilities provided by individual entrepreneurs		
5.4.1.	Main indicators of accommodation facilities provided by individual entrepreneurs	28
5.4.2.	Guests accommodated and accommodation capacity in accommodation facilities provided by individual entrepreneurs by regions and Minsk city in 2020	29
6. Rural ecotourism		
6.1.	Main indicators of rural ecotourism entities	30
6.2.	Distribution of inbound tourists accommodated by rural ecotourism entities by country of usual residence in 2020	30
6.3.	Number of rural ecotourism entities by region	31
6.4.	Tourists accommodated by rural ecotourism entities by region	31
6.5.	Distribution of tourists accommodated by rural ecotourism entities by region of usual residence in 2020	31

1. TOURISM SECTOR IN THE REPUBLIC OF BELARUS IN 2020

International tourist flows

3 598 488 Inbound visits to Belarus


2 810 393 Outbound visits from Belarus



Employment in tourism sector

251 902 persons

5.8% of total number of employed population



Collective accommodation facilities

Number of collective accommodation facilities

1 096

Number of guests accommodated

1 699 709



hotels

613



hotels

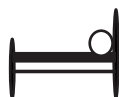
1 071 075

sanatorium, health resort and health improvement organisations **483**

sanatorium, health resort and health improvement organisations **628 634**

Provided bed-days

8 784 758



hotels

2 662 671

sanatorium, health resort and health improvement organisations

6 122 087

1 348 organisations engaged in tourism activities served **911 081** visitors of which **365 018** tourists and **546 063** excursionists

Rural ecotourism

Number of rural ecotourism entities **2 936**

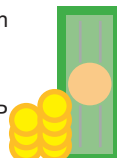


433 294 tourists accommodated

According to the results of the Tourism Satellite Account of the Republic of Belarus for 2018

Domestic tourism consumption
5 509.9 BYN mln

Contribution of tourism sector to GDP
2.5%



2. MAIN INDICATORS OF TOURISM DEVELOPMENT

	2016	2017	2018	2019	2020
Inbound visits to Belarus ¹⁾ , thsd visits	10 935.4	11 060.1	11 501.6	11 832.1	3 598.5
Outbound visits from Belarus ¹⁾ , thsd visits	8 339.6	9 208.6	9 325.9	9 221.2	2 810.4
Exports and imports of services under the item «Travel» ²⁾ , USD mln					
Exports	710.6	800.9	883.3	901.3	354.8
Imports	799.5	983.1	1 069.3	1 122.5	501.7
Number of organisations engaged in tourism activities, entities	1 376	1 444	1 482	1 544	1 348
Number of tourists and excursionists served by organisations engaged in tourism activities, thsd persons	1 715.0	1 987.0	2 224.1	2 495.3	911.1
Number of organised inbound tourists and excursionists, thsd persons	217.4	282.7	365.5	405.5	81.0
Number of organised outbound tourists and excursionists – nationals of the Republic of Belarus, thsd persons	495.7	727.5	850.7	982.9	258.6
Number of organised tourists and excursionists – nationals of the Republic of Belarus, on tours within the territory of the Republic of Belarus, thsd persons	1 001.8	976.8	1 007.8	1 106.9	571.5
Revenue from tourism services, BYN mln	136.6	165.9	212.9	282.5	110.7
Number of collective accommodation facilities	1 052	1 072	1 077	1 089	1 096
Number of guests accommodated in collective accommodation facilities, thsd persons	2 459.9	2 580.8	2 847.6	2 950.4	1 699.7

MAIN INDICATORS OF TOURISM DEVELOPMENT

Continued

	2016	2017	2018	2019	2020
Revenue from accommodation in collective accommodation facilities, BYN mln	504.9	560.5	635.9	712.2	428.5
Number of guests accommodated in accommodation facilities, provided by individual entrepreneurs, thsd persons	640.6	727.0	744.4	749.4	513.5
Revenue from accommodation in accommodation facilities, provided by individual entrepreneurs, BYN mln	47.7	55.7	66.8	66.3	52.5
Number of rural ecotourism entities	2 279	2 319	2 473	2 760	2 936
Number of tourists accommodated by rural ecotourism entities, thsd persons	301.8	351.1	422.3	514.8	433.3
Proceeds from rural ecotourism services, BYN mln	14.6	17.2	20.0	25.5	24.4
Average annual employment in tourism sector, thsd persons	242.8	242.0	255.6	257.8	251.9
as percentage of total number of employed population	5.5	5.6	5.9	6.0	5.8
Nominal gross average monthly earnings in organisations engaged in tourism sector , BYN	656.0	719.7	784.9	875.1	1 009.0

¹⁾ Data are provided including the citizens crossing the Belarusian-Russian section of the border.

²⁾ According to the Balance of Payments, provided by the National Bank of the Republic of Belarus.

3. INTERNATIONAL TOURIST FLOWS

3.1. Inbound visits to Belarus¹⁾

(thousand visits)

	2016	2017	2018	2019	2020
Total	10 935.4	11 060.1	11 501.6	11 832.1	3 598.5
of which:					
from CIS countries	9 609.2	9 492.9	9 129.1	9 310.3	2 885.6
from non-CIS countries	1 326.2	1 567.2	2 372.5	2 521.8	712.9

3.2. Outbound visits from Belarus¹⁾

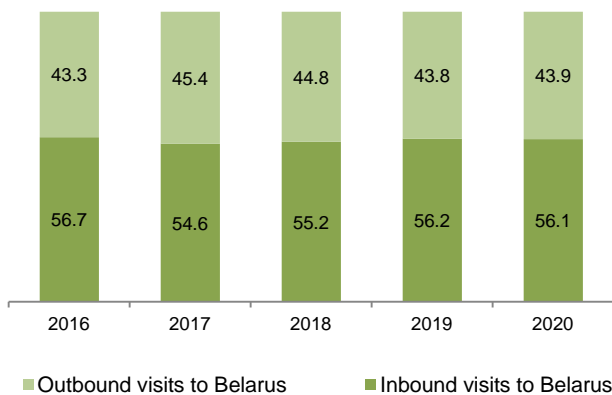
(thousand visits)

	2016	2017	2018	2019	2020
Total	8 339.6	9 208.6	9 325.9	9 221.2	2 810.4
of which:					
to CIS countries	3 212.5	3 269.1	3 340.0	3 001.2	498.7
to non-CIS countries	5 127.1	5 939.5	5 985.9	6 220.0	2 311.7

¹⁾ Data are provided including the citizens crossing the Belarusian-Russian section of the border.

3.3. Structure of international tourist flows

(percent of total)



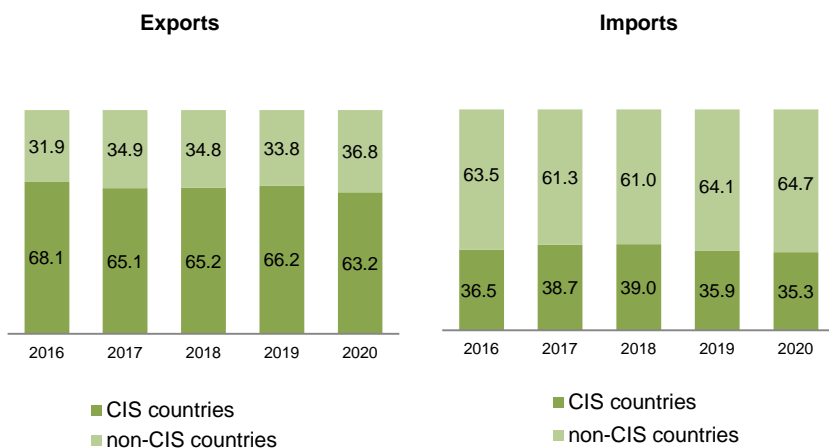
INTERNATIONAL TOURIST FLOWS

3.4. Exports and imports of services under the item «Travel»¹⁾ (USD million)

	2016	2017	2018	2019	2020
Exports	710.6	800.9	883.3	901.3	354.8
of which by:					
CIS countries	484.0	521.0	575.9	596.3	224.4
non-CIS countries	226.6	279.9	307.4	305.0	130.4
Imports	799.5	983.1	1 069.3	1 122.5	501.7
of which by:					
CIS countries	291.5	380.0	416.6	402.7	177.2
non-CIS countries	508.0	603.1	652.7	719.8	324.5

¹⁾ According to the Balance of Payments, provided by the National Bank of the Republic of Belarus.

3.5. Structure of exports and imports of services under the item «Travel» (percent of total)

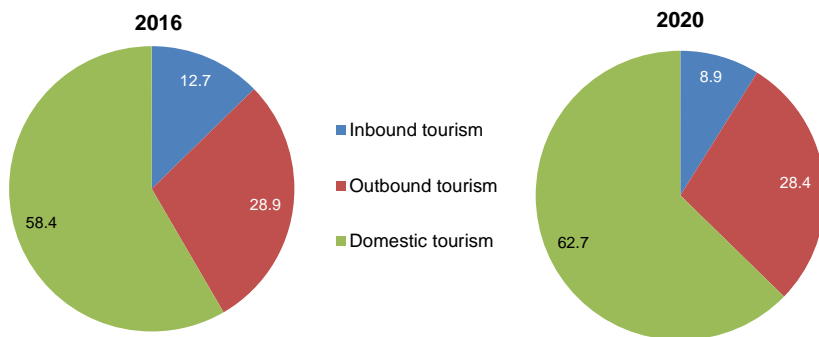


4. ORGANIZED TOURISM

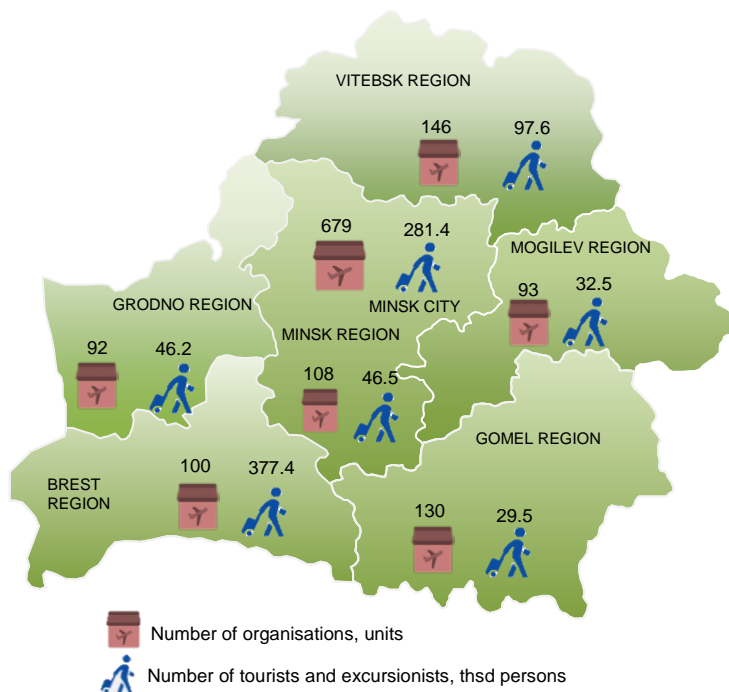
4.1. Main indicators of organisations engaged in tourism activities

	2016	2017	2018	2019	2020
Number of organisations engaged in tourism activities	1 376	1 444	1 482	1 544	1 348
tour operators	235	269	281	315	284
travel agents	735	769	776	833	787
tour operators and travel agents	406	406	425	396	277
Number of inbound tourists and excursionists, thsd persons	217.4	282.7	365.5	405.5	81.0
Cost of tours paid by inbound tourists and excursionists, BYN mln	47.1	54.7	66.3	70.5	20.3
Number of outbound tourists and excursionists – nationals of the Republic of Belarus, thsd persons	495.7	727.5	850.7	982.9	258.6
Cost of tours paid by outbound tourists and excursionists – nationals of the Republic of Belarus, BYN mln	389.7	613.3	781.6	948.0	332.5
Number of tourists and excursionists – nationals of the Republic of Belarus, on tours within the territory of the Republic of Belarus, thsd persons	1 001.8	976.8	1 007.8	1 106.9	571.5
Cost of tours paid by tourists and excursionists – nationals of the Republic of Belarus, on tours within the territory of the Republic of Belarus, BYN mln	25.7	25.4	25.0	33.7	21.7
Average duration of stay of tourists, days					
in the Republic of Belarus	4	4	5	4	6
abroad	8	8	8	8	9

4.2. Distribution of tourists and excursionists served by organisations engaged in tourism activities by form of tourism
(percent of total)



4.3. Organisations engaged in tourism activities and number of tourists and excursionists served by organisations engaged in tourism activities by regions and Minsk city in 2020

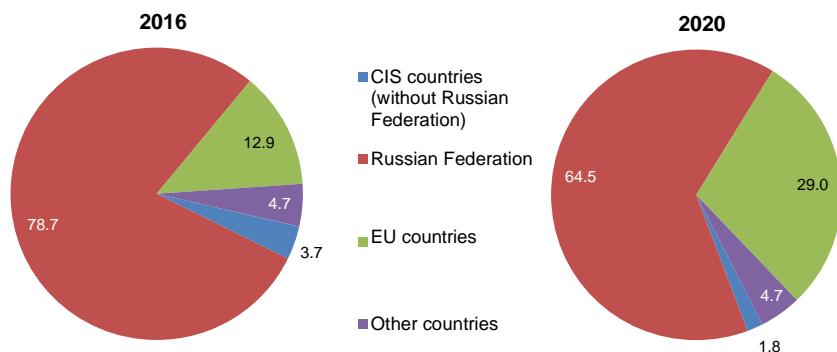


ORGANIZED TOURISM

4.4. Number of inbound tourists and excursionists by country of usual residence (persons)

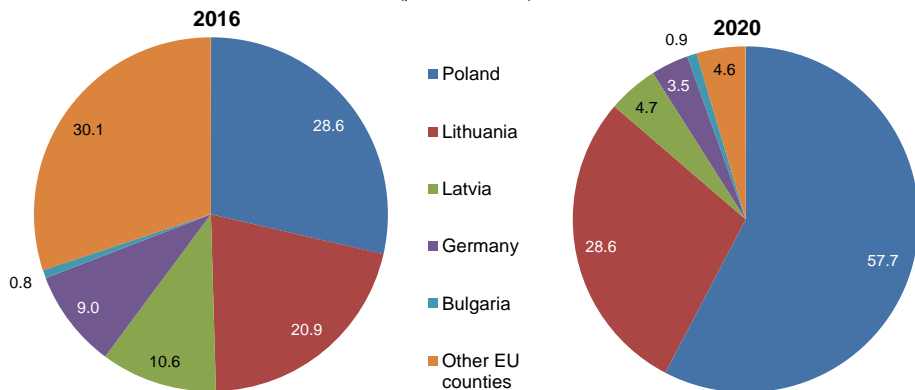
	2016	2017	2018	2019	2020
Total tourists and excursionists	217 398	282 694	365 534	405 472	80 972
of which by countries:					
Russian Federation	171 100	191 520	207 416	217 837	52 263
Poland	7 992	22 686	46 305	61 349	13 562
Lithuania	5 846	26 182	59 564	76 060	6 719
Latvia	2 967	6 533	11 026	10 478	1 116
Germany	2 506	3 102	3 566	4 538	818
Turkey	1 075	1 155	1 613	997	793
Ukraine	5 224	4 363	4 016	3 578	748
Iraq	511	1 372	1 608	1 157	655
Israel	1 908	1 620	2 069	885	424
Switzerland	421	210	202	1 784	373
Bulgaria	206	171	123	496	210
United Arab Emirates	58	28	1 034	1 245	209
Estonia	1 399	2 769	2 562	2 316	198
China	1 579	3 151	3 277	5 121	189
France	779	827	611	835	182

4.5. Distribution of inbound tourists and excursionists by region of usual residence (percent of total)



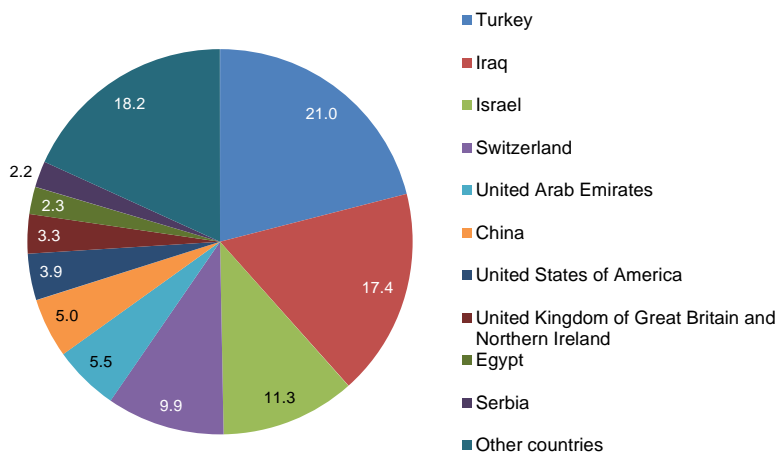
4.6. Distribution of inbound tourists and excursionists from EU countries by country of residence

(percent of total)



4.7. Distribution of inbound tourists and excursionists from other countries by country of residence in 2020

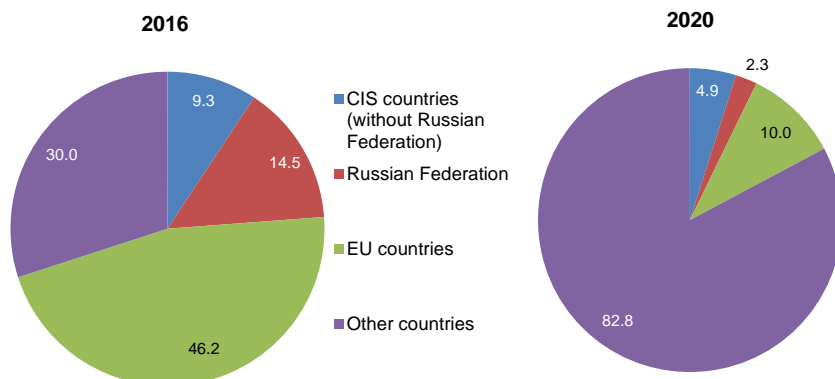
(percent of total)



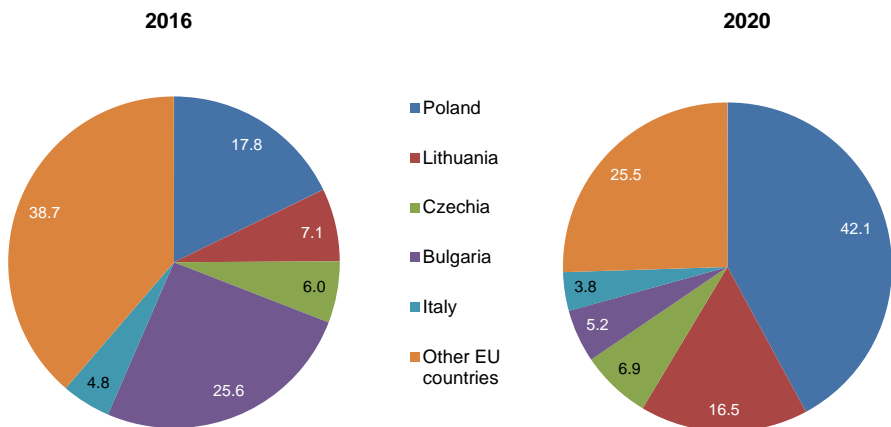
4.8. Number of outbound tourists and excursionists – nationals of the Republic of Belarus by country
(persons)

	2016	2017	2018	2019	2020
Total tourists and excursionists	495 727	727 536	850 724	982 935	258 616
of which by countries:					
Egypt	41 929	123 814	211 962	258 715	115 302
Turkey	57 735	140 159	151 393	155 700	62 556
Ukraine	45 919	91 234	122 137	146 981	12 248
Poland	40 799	36 187	30 245	28 357	10 925
Montenegro	17 761	19 402	16 188	17 354	10 305
Albania	25	1 347	2 591	3 985	7 686
Russian Federation	71 503	46 736	47 033	61 530	6 015
Lithuania	16 226	14 814	15 067	18 249	4 267
Tunisia	1 901	3 792	7 033	25 752	4 230
United Arab Emirates	3 895	4 973	5 529	8 287	2 911
Vietnam	4 856	4 945	4 776	5 901	1 805
Czechia	13 819	15 639	16 031	15 254	1 779
Thailand	4 122	6 745	5 547	5 017	1 539
Bulgaria	58 745	62 356	49 821	48 424	1 342
India	3 822	5 029	2 086	2 411	1 268

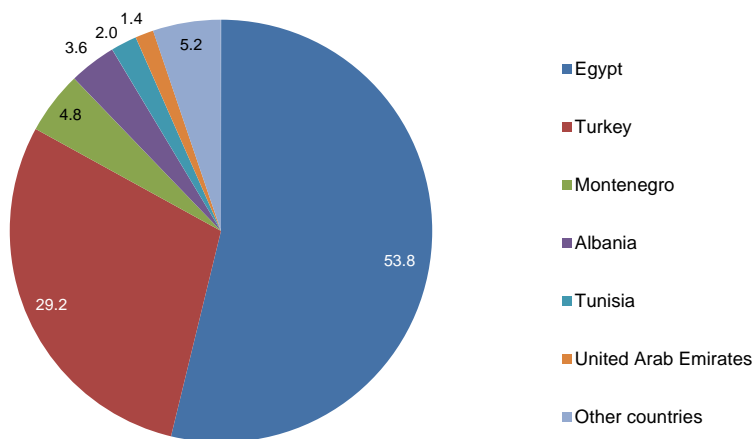
4.9. Distribution of outbound tourists and excursionists – nationals of the Republic of Belarus by regions of the world
(percent of total)



4.10. Distribution of outbound tourists and excursionists – nationals of the Republic of Belarus by EU country
(percent of total)



4.11. Distribution of outbound tourists and excursionists – nationals of the Republic of Belarus by other countries of the world in 2020
(percent of total)



ACCOMMODATION FACILITIES

5. ACCOMMODATION FACILITIES

5.1. Collective accommodation facilities

5.1.1. Main indicators of collective accommodation facilities

	2016	2017	2018	2019	2020
Number of collective accommodation facilities	1 052	1 072	1 077	1 089	1 096
hotels and similar accommodation facilities	571	586	587	597	613
sanatorium, health resort, health improvement organisations and other specialized accommodation facilities	481	486	490	492	483
Total room capacity, rooms at year-end	40 067	40 646	40 607	40 773	40 658
hotels and similar accommodation facilities	20 621	20 810	20 590	20 585	20 319
sanatorium, health resort, health improvement organisations and other specialized accommodation facilities	19 446	19 836	20 017	20 188	20 339
Number of guests accommodated, thsd persons	2 459.9	2 580.8	2 847.6	2 950.4	1 699.7
hotels and similar accommodation facilities	1 698.2	1 805.6	2 007.3	2 081.0	1 071.1
sanatorium, health resort, health improvement organisations and other specialized accommodation facilities	761.7	775.2	840.3	869.4	628.6
Provided bed-days by collective accommodation facilities, thsd	12 040.1	12 202.3	12 882.6	13 342.5	8 784.8
hotels and similar accommodation facilities	3 827.7	4 037.4	4 320.5	4 580.0	2 662.7
sanatorium, health resort, health improvement organisations and other specialized accommodation facilities	8 212.4	8 165	8 562.1	8 762.5	6 122.1
Revenue from accommodation in hotels and similar accommodation facilities, BYN mln	182.7	205.1	240.9	712.2	131.6
Cost of vouchers or accommodation sold by sanatorium, health resort, health improvement organisations and other specialized accommodation facilities, BYN mln	322.2	355.4	395.0	426.6	296.9

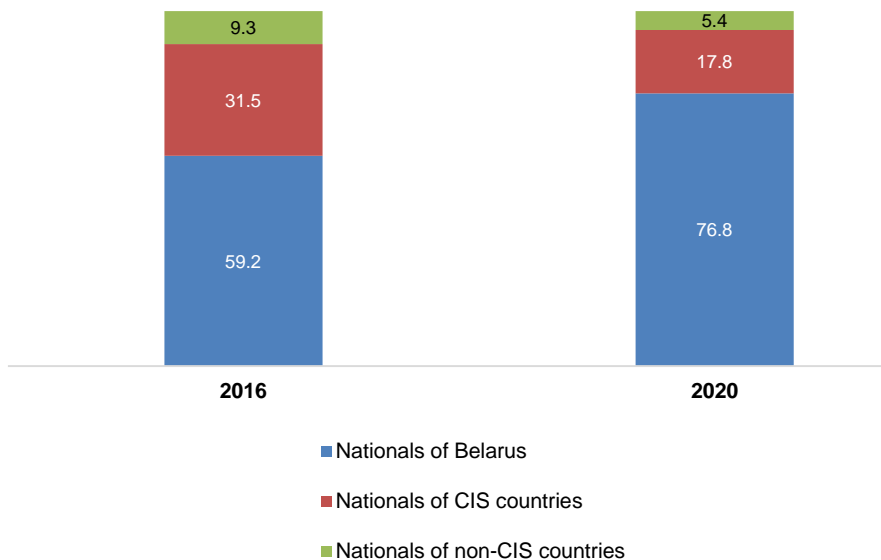
**5.1.2. Guests accommodated in collective accommodation facilities
by region of usual residence**

(thousand persons)

	2016	2017	2018	2019	2020
Total guests	2 459.9	2 580.8	2 847.6	2 950.4	1 699.7
of which:					
nationals of Belarus	1 456.9	1 464.7	1 581.5	1 592.7	1 305.2
foreign nationals	1 003.0	1 116.1	1 266.1	1 357.8	394.5

**5.1.3. Distribution of guests accommodated
in collective accommodation facilities
by region of usual residence**

(percent of total)



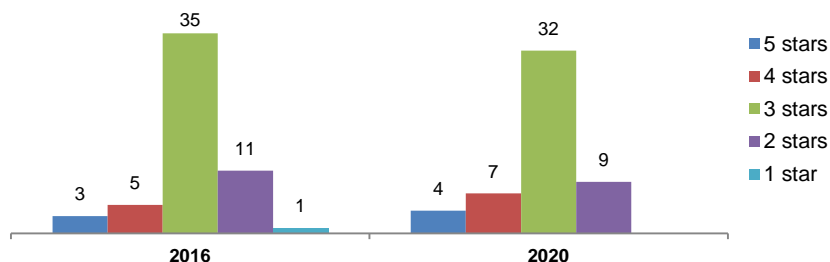
5.2. Hotels and similar accommodation facilities

5.2.1. Information on hotels and similar accommodation facilities

	2016	2017	2018	2019	2020
Total organisations	571	586	587	597	613
hotels, hotel complexes and tourism and hotel complexes					
classified	384	384	385	385	386
unclassified	55	53	54	53	52
motels	329	331	331	332	334
other	6	7	8	8	9
Accommodation capacity (end of year), thsd bed-places	181	195	194	204	218
Average room occupancy, percent	38.6	38.6	38.4	38.9	38.7
	27.1	28.6	30.8	32.2	18.8

5.2.2. Distribution of hotels, hotel complexes and tourism and hotel complexes according to star category

(entities)

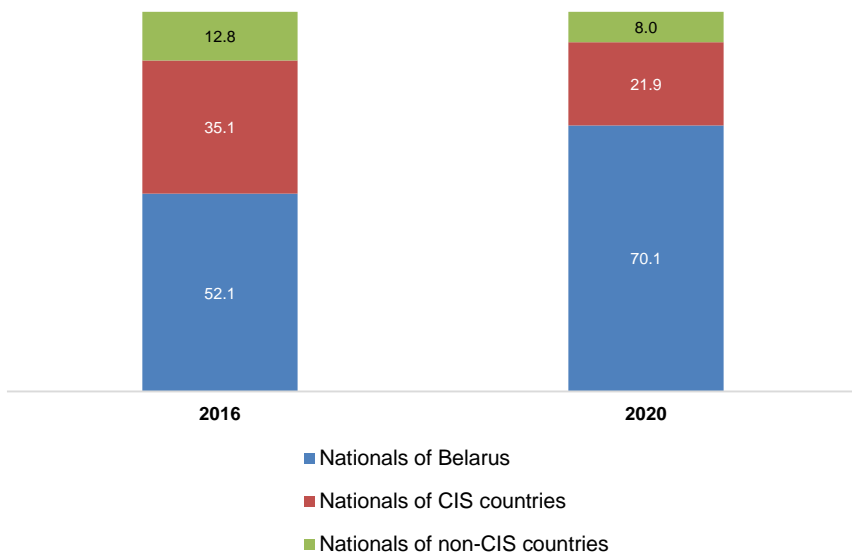


5.2.3. Guests accommodated in hotels and similar accommodation facilities by region of usual residence

(thousand persons)

	2016	2017	2018	2019	2020
Total guests	1 698.2	1 805.6	2 007.3	2 081.0	1 071.1
of which:					
nationals of Belarus	884.9	887.8	970.2	965.0	750.8
foreign nationals	813.3	917.8	1 037.1	1 116.0	320.3

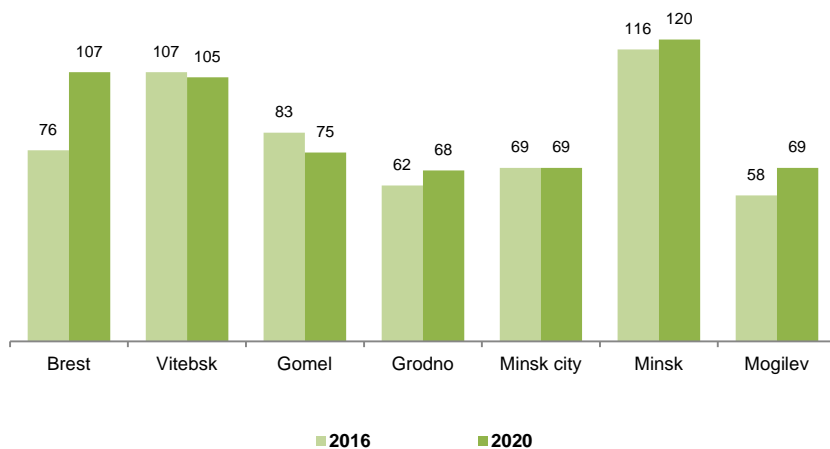
5.2.4. Distribution of guests accommodated in hotels and similar accommodation facilities by region of usual residence
(percent of total)



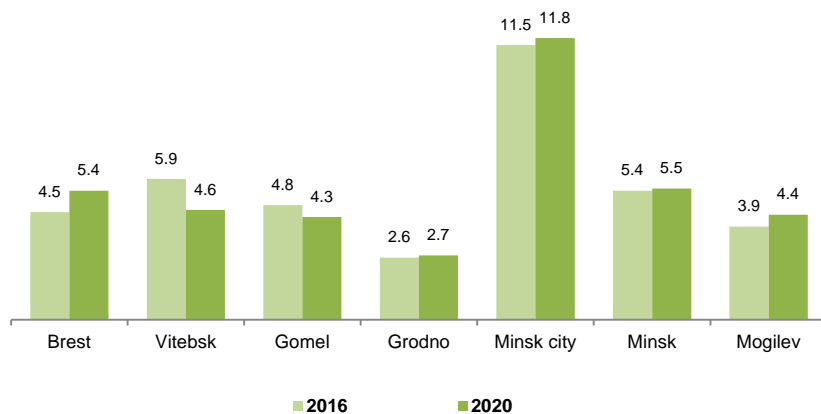
5.2.5. Distribution of guests accommodated in hotels and similar accommodation facilities by duration of stay in 2020
(thousand persons)

	Duration of stay (nights)					
	less than overnight	1-3 overnight stays	4-7 overnight stays	8-14 overnight stays	15-28 overnight stays	29 and more overnight stays
Total guests	31.4	887.9	92.4	33.9	19.6	5.9
of which:						
nationals of Belarus	22.4	620.4	62.1	25.7	15.9	4.3
foreign nationals	9.0	267.5	30.3	8.2	3.6	1.7

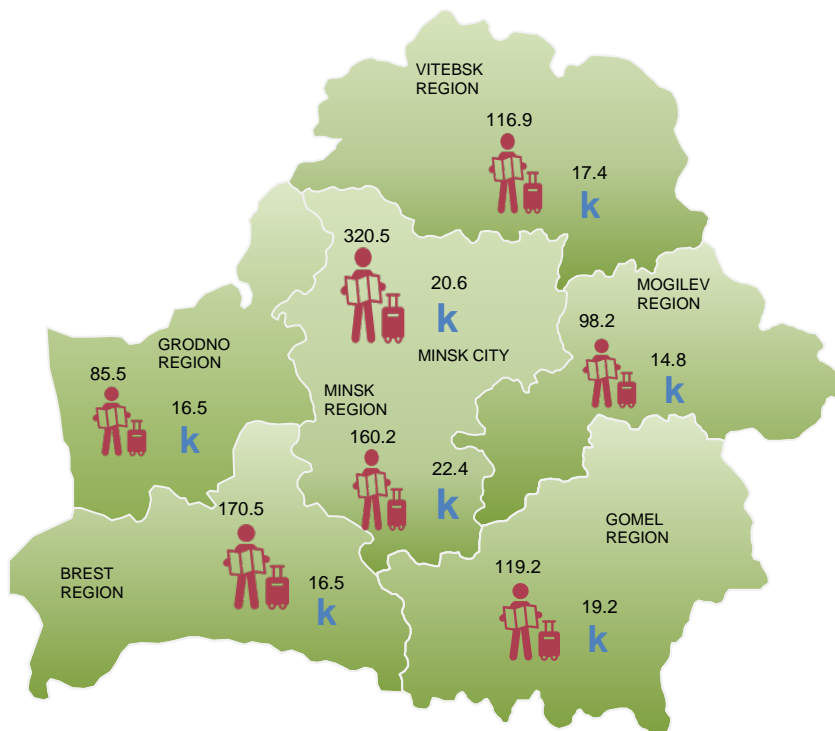
**5.2.6. Hotels and similar accommodation facilities
by regions and Minsk city**
(entities)





**5.2.7. Hotels and similar accommodation facilities capacity
by regions and Minsk city**
(end of year; thousand bed-places)



5.2.8. Number of guests and average room occupancy of hotels and similar accommodation facilities by regions and Minsk city in 2020



 Number of guests accommodated, thsd persons
 Average room occupancy, percent

ACCOMMODATION FACILITIES

5.3. Specialized accommodation facilities

5.3.1. Information on sanatorium, health resort, health improvement organisations and other specialized accommodation facilities

(entities)

	2016	2017	2018	2019	2020
Total organisations	481	486	490	492	483
sanatoria	76	76	77	76	77
children's rehabilitation and health improvement centers	12	12	13	13	13
recreation camps, recreation houses and holiday hotels	101	96	97	102	97
recreation centers (complexes)	17	19	20	22	21
tourist camps, sports and recreation centers	35	36	36	37	36
hunter's and fisherman's houses, hunting complexes	126	130	132	130	131
other specialized accommodation facilities	114	117	115	112	108
Number of bed-places, thsd	47.1	48.2	48.8	49.2	48.5

5.3.2. Guests accommodated in sanatorium, health resort, health improvement organisations and other specialized accommodation facilities by type

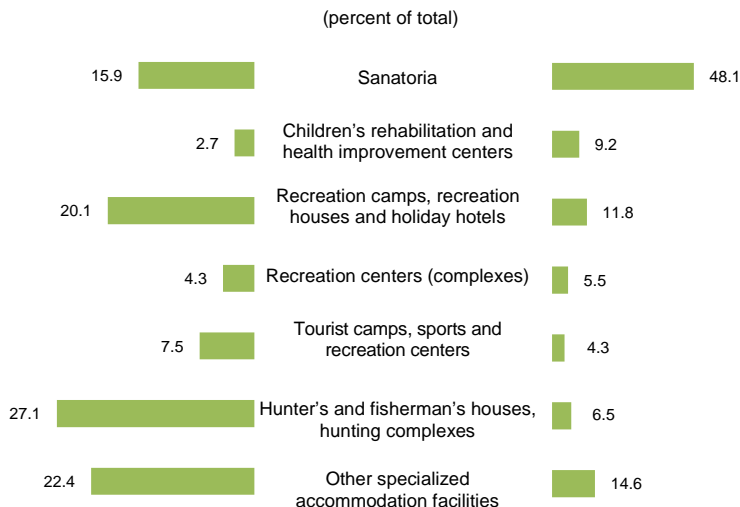
(thousand persons)

	2016	2017	2018	2019	2020
Total guests	761.7	775.2	840.3	869.4	628.6
sanatoria	402.0	393.4	440.4	456.9	302.5
children's rehabilitation and health improvement centers	72.1	76.9	80.8	79.7	57.8
recreation camps, recreation houses and holiday hotels	79.5	71.0	76.6	76.3	74.3
recreation centers (complexes)	34.4	50.1	54.9	57.5	34.4
tourist camps, sports and recreation centers	43.6	44.5	43.2	46.5	27.2
hunter's and fisherman's houses, hunting complexes	33.7	34.7	36.0	38.3	40.9
other specialized accommodation facilities	96.4	104.6	108.4	114.2	91.6

ACCOMMODATION FACILITIES

5.3.3. Distribution of sanatorium, health resort, health improvement organisations and other specialized accommodation facilities by type in 2020

5.3.4. Distribution of guests accommodated in sanatorium, health resort, health improvement organisations and other specialized accommodation facilities by type in 2020

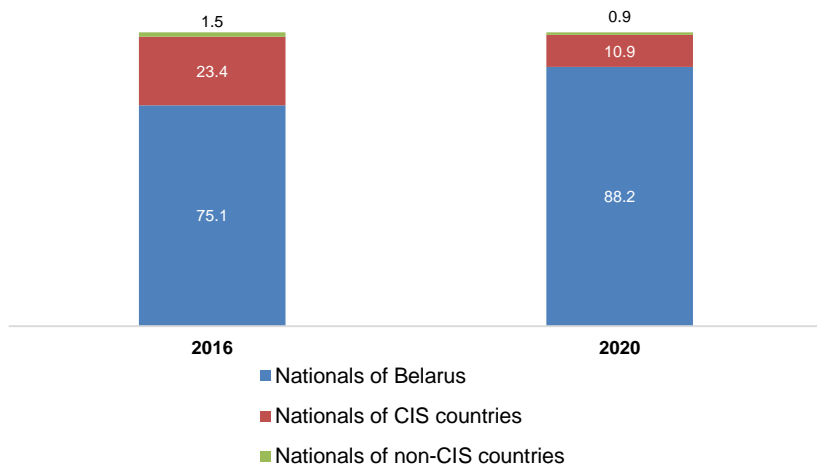


5.3.5. Guests accommodated in sanatorium, health resort, health improvement organisations and other specialized accommodation facilities by region of usual residence

(thousand persons)

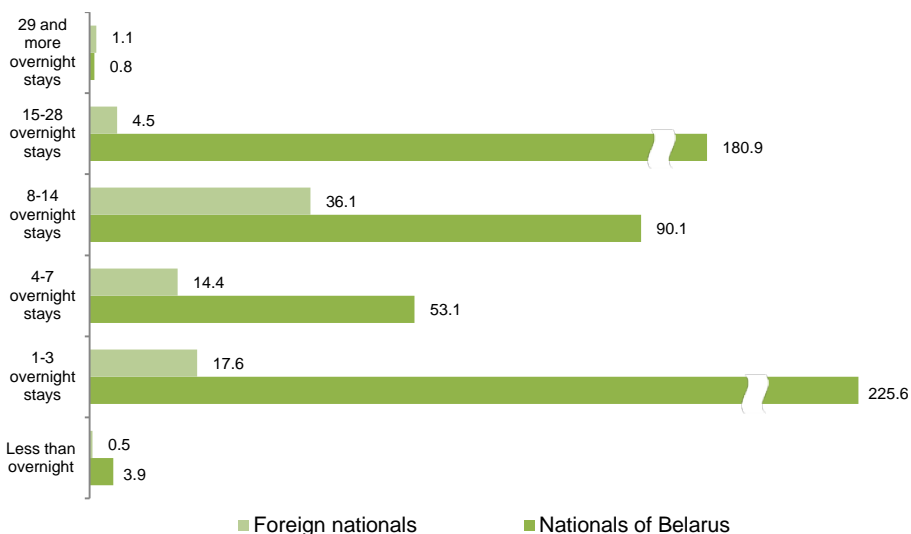
	2016	2017	2018	2019	2020
Total guests	761.7	775.2	840.3	869.4	628.6
of which:					
nationals of Belarus	572.0	577.0	611.3	627.6	554.4
foreign nationals	189.7	198.3	229.0	241.8	74.3

5.3.6. Distribution of guests accommodated in sanatorium, health resort, health improvement organisations and other specialized accommodation facilities by region of usual residence
(percent of total)

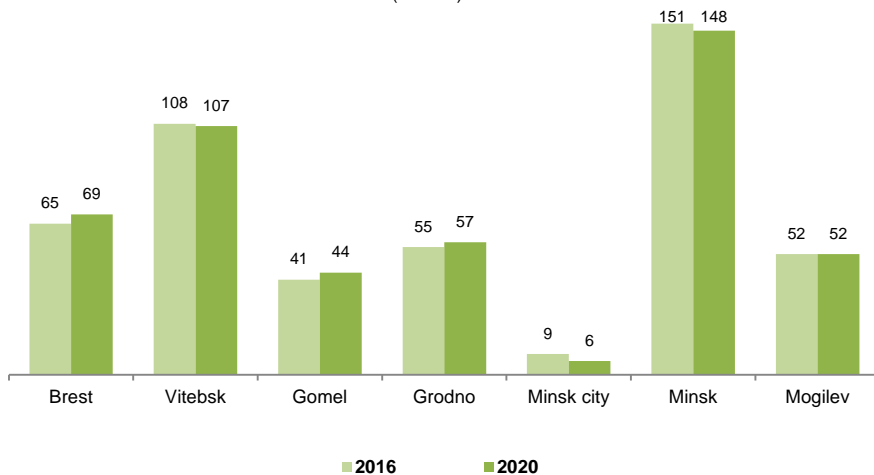


5.3.7. Distribution of guests accommodated in sanatorium, health resort, health improvement organisations and other specialized accommodation facilities by duration of stay in 2020

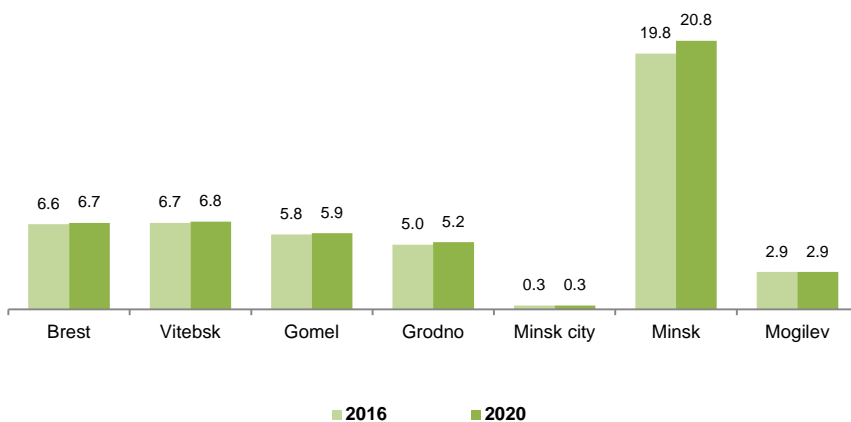
(thousand persons)



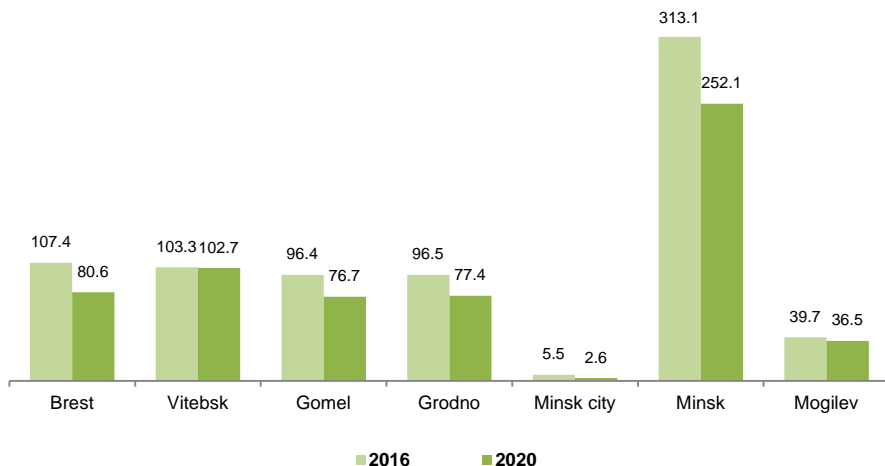
5.3.8. Number of sanatorium, health resort, health improvement organisations and other specialized accommodation facilities by regions and Minsk city (entities)



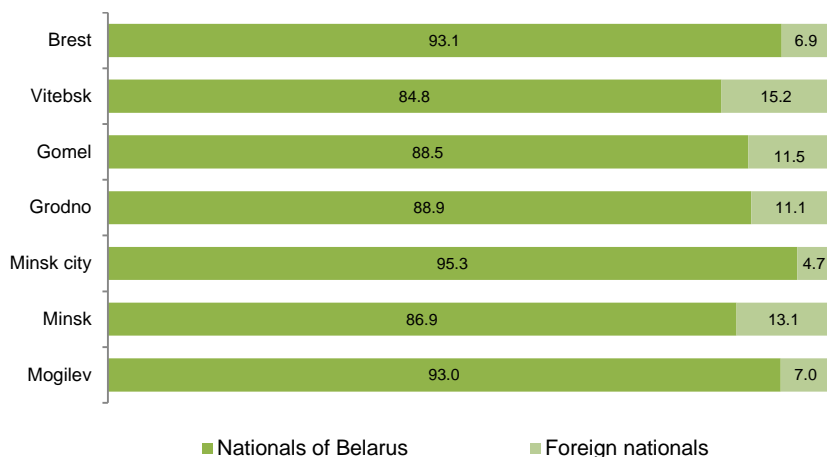
5.3.9. Number of bed-places in sanatorium, health resort, health improvement organisations and other specialized accommodation facilities by regions and Minsk city (thousand bed-places)



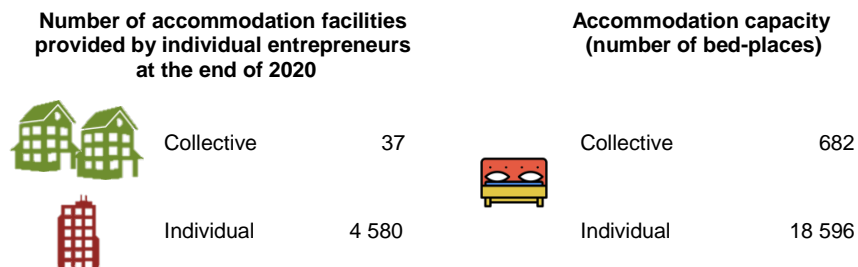
5.3.10. Guests accommodated in sanatorium, health resort, health improvement organisations and other specialized accommodation facilities by regions and Minsk city (thousand persons)



5.3.11. Distribution of guests accommodated in sanatorium, health resort, health improvement organisations and other specialized accommodation facilities by region of usual residence in 2020 (percent of total)



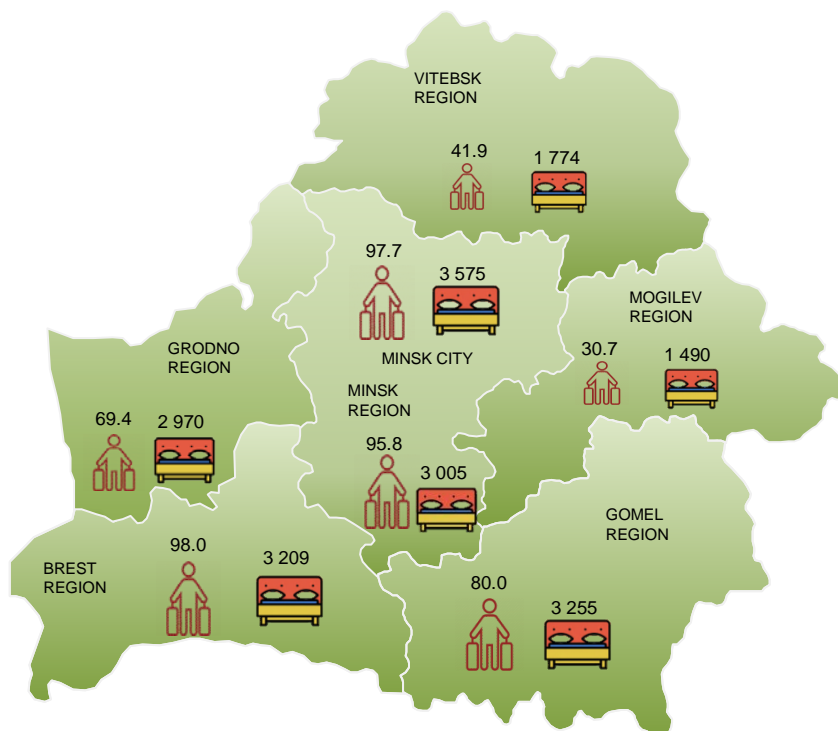
5.4. Accommodation facilities provided by individual entrepreneurs



5.4.1. Main indicators of accommodation facilities provided by individual entrepreneurs

	2016	2017	2018	2019	2020
Guests accommodated, thsd persons	640.6	727.0	744.4	749.4	513.5
nationals of Belarus	563.6	659.3	668.5	658.7	485.7
foreign nationals	77.0	67.7	75.9	90.7	27.8
Provided bed-days, thsd	1 797.6	2 001.7	2 298.6	2 488.5	2 024.9
nationals of Belarus	1 585.1	1 812.7	2 079.1	2 226.0	1 883.5
foreign nationals	212.5	188.9	219.4	262.5	141.4
Revenue from accommodation, BYN thsd	47.7	55.7	66.8	66.3	52.5
nationals of Belarus	39.4	47.6	56.7	53.6	45.7
foreign nationals	8.3	8.2	10.1	12.6	6.8

5.4.2. Guests accommodated and accommodation capacity in accommodation facilities provided by individual entrepreneurs by regions and Minsk city in 2020



Guests accommodated, thsd persons



Accommodation capacity (end of year), bed-places

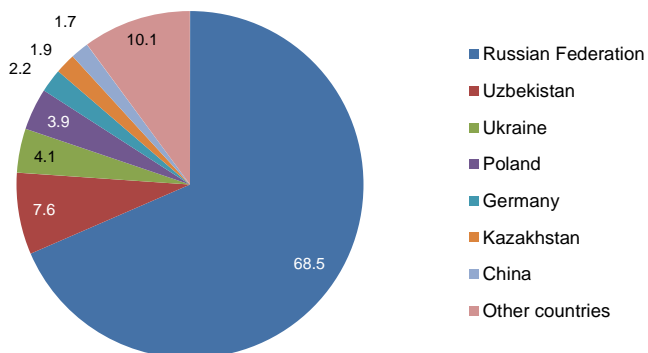
6. RURAL ECOTOURISM ¹⁾

6.1. Main indicators of rural ecotourism entities

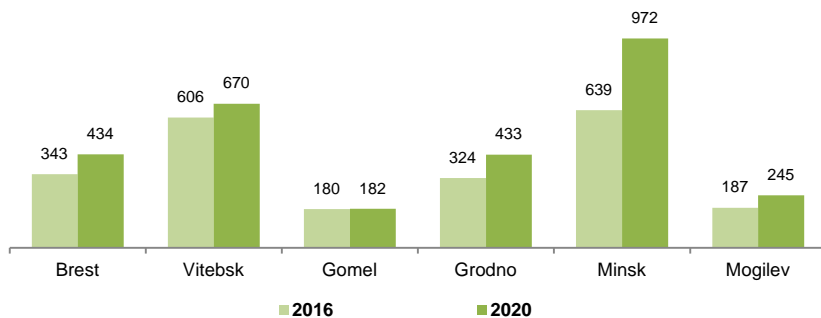
	2016	2017	2018	2019	2020
Number of rural ecotourism entities	2 279	2 319	2 473	2 760	2 936
Tourists accommodated by rural ecotourism entities	301.8	351.1	422.3	514.8	433.3
nationals of Belarus	271.4	317.5	379.2	465.7	424.2
foreign nationals	30.4	33.6	43.1	49.0	9.1
Average duration of stay, days	4	4	5	2	3
Proceeds from provided services, BYN mln	14.6	17.2	20.0	25.5	24.4

¹⁾ The information provided according to the data of the Tax and Duties Ministry of the Republic of Belarus.

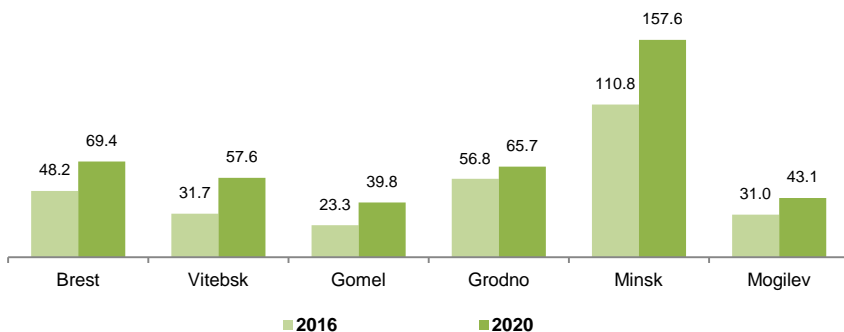
6.2. Distribution of inbound tourists accommodated by rural ecotourism entities by country of usual residence in 2020
(percent of total)



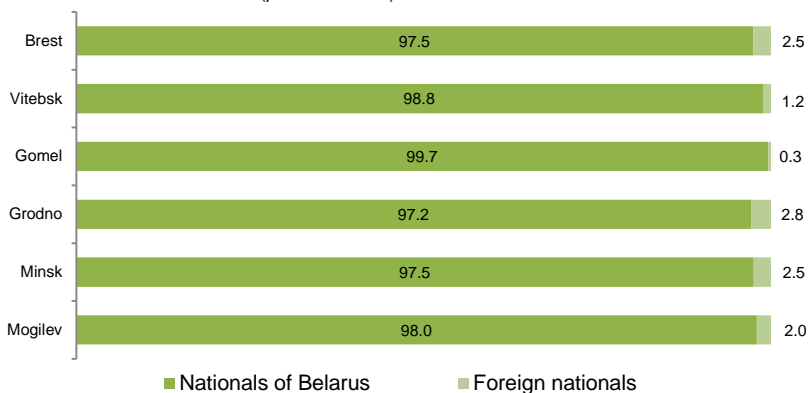
6.3. Number of rural ecotourism entities by region
(entities)



6.4. Tourists accommodated by rural ecotourism entities by region
(thousand persons)



6.5. Distribution of tourists accommodated by rural ecotourism entities by region of usual residence in 2020
(percent of total)



Tourism and tourist resources
in the Republic of Belarus

Short data book

Responsible for the issue:

I.G. Chigireva

Tel.: (+375-17) 355-95-10